

GENERAL NOTES

CONTRACT DOCUMENTS:

CONTRACT DOCUMENTS CONSIST OF THE AGREEMENT, GENERAL CONDITIONS, SPECIFICATIONS, DETAIL BOOK AND DRAWINGS, WHICH ARE COOPERATIVE AND CONTINUOUS. WORK INDICATED OR REASONABLY IMPLIED IN ANY ONE OF THE DOCUMENTS SHALL BE SUPPLIED AS THOUGH FULLY COVERED IN ALL. ANY DISCREPENCIES BETWEEN THE PARTS SHALL BE REPORTED TO THE ARCHITECT PRIOR TO THE COMMENCEMENT OF WORK. THESE DRAWINGS ARE PART OF THE CONTRACT DOCUMENTS FOR THIS PROJECT. THESE DRAWINGS ARE THE GRAPHIC ILLUSTRATION OF THE WORK TO BE ACCOMPLISHED. ALL DIMENSIONS NOTED TAKE PRECEDENCE OVER SCALED DIMENSIONS. DIMENSIONS NOTED WITH "N.T.S." DENOTES NOT TO SCALE.

ORGANIZATION:

THE DRAWINGS FOLLOW A LOGICAL, INTERDISCIPLINARY FORMAT: ARCHITECTURAL DRAWINGS (A SHEETS), CIVIL DRAWINGS (C SHEETS), STRUCTURAL (S SHEETS), MECHANICAL AND PLUMBING (M SHEETS), ELECTRICAL (E SHEETS) AND LIGHTING (LTG SHEETS).

CODE COMPLIANCE:

ALL WORK, MATERIALS, AND ASSEMBLIES SHALL COMPLY WITH APPLICABLE STATE AND LOCAL CODES, ORDINANCES, AND REGULATIONS. THE CONTRACTOR, SUBCONTRACTORS, AND JOURNEYMEN OF THE APPROPRIATE TRADES SHALL PERFORM WORK TO THE HIGHEST STANDARDS OF CRAFTSMANSHIP AND IN ACCORDANCE WITH AIA DOCUMENT A201-SECTION 3. THE BUILDING INSPECTOR SHALL BE NOTIFIED BY THE CONTRACTOR WHEN THERE IS NEED OF INSPECTION AS REQUIRED BY THE INTERNATIONAL BUILDING CODE OR ANY LOCAL CODE OR ORDINANCE.

INTENT:

THESE DOCUMENTS ARE INTENDED TO INCLUDE ALL LABOR, MATERIALS, EQUIPMENT AND SERVICES REQUIRED TO COMPLETE THE WORK DESCRIBED HEREIN.

COORDINATION:

THE CONTRACTOR SHALL CAREFULLY STUDY AND COMPARE THE DOCUMENTS, VERIFY ACTUAL CONDITIONS AND REPORT ANY DISCREPENCIES, ERRORS OR OMISSIONS TO THE ARCHITECT IN A TIMELY MANNER. THE ARCHITECT SHALL CLARIFY OR PROVIDE REASONABLE ADDITIONAL INFORMATION REQUIRED FOR SUCCESSFUL EXECUTION. THE CONTRACTOR SHALL VERIFY AND COORDINATE ALL OPENINGS THROUGH FLOORS, CEILINGS AND WALLS WITH ALL ARCHITECTURAL, INTERIOR, STRUCTURAL, MECHANICAL AND PLUMBING, ELECTRICAL AND LIGHTING DRAWINGS. CONTRACTOR WILL ASSUME RESPONSIBILITY OF ITEMS REQUIRING COORDINATION AND RESOLUTION DURING THE BIDDING PROCESS.

SUBSTITUTIONS:

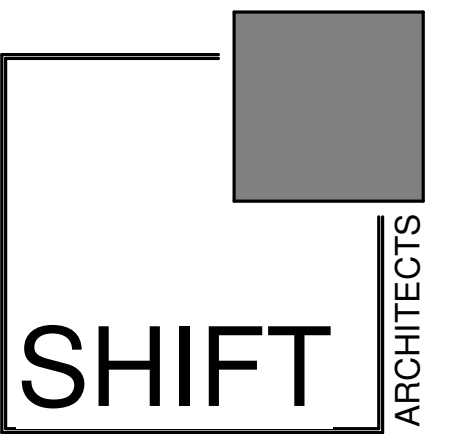
ANY MATERIALS PROPOSED FOR SUBSTITUTION OF THOSE SPECIFIED OR THE CALLED OUT BY TRADE NAME IN THESE DOCUMENTS SHALL BE PRESENTED TO THE ARCHITECT FOR REVIEW. THE CONTRACTOR SHALL SUBMIT SAMPLES WHEN REQUIRED BY THE ARCHITECT AND SUCH SAMPLES SHALL BE REVIEWED BY THE ARCHITECT BEFORE THE WORK IS PERFORMED. WORK MUST CONFORM TO THE REVIEWED SAMPLES. ANY WORK WHICH DOES NOT CONFORM SHALL BE REMOVED AND REPLACED WITH WORK WHICH CONFORMS AT THE CONTRACTOR'S EXPENSE. SUBCONTRACTORS SHALL SUBMIT REQUESTS AND SAMPLES FOR REVIEW THROUGH THE GENERAL CONTRACTOR WHEN WORK IS LET THROUGH HIM OR HER. REQUIRED VERIFICATION AND SUBMITTALS TO BE MADE IN ADEQUATE TIME AS NOT TO DELAY WORK IN PROGRESS.

SHOP DRAWINGS:

SHOP DRAWINGS SHALL BE SUBMITTED TO THE ARCHITECT FOR HIS OR HER REVIEW WHERE CALLED FOR ANYWHERE IN THESE DOCUMENTS. REVIEW SHALL BE MADE BY THE ARCHITECT BEFORE WORK IS BEGUN, AND WORK SHALL CONFORM TO THE REVIEWED SHOP DRAWINGS, SUBJECT TO REPLACEMENT AS REQUIRED IN PARAGRAPH "SUBSTITUTIONS" ABOVE.

SAFETY & PROTECTION OF WORK:

THE CONTRACTOR SHALL BE RESPONSIBLE FOR THE SAFETY AND CARE OF ADJACENT PROPERTIES DURING CONSTRUCTION FOR COMPLIANCE WITH FEDERAL AND STATE O.S.H.A. REGULATIONS, AND FOR THE PROTECTION OF ALL WORK UNTIL IT IS DELIVERED COMPLETED TO THE OWNER.



P.O. Box 3206
100 W. Colorado Suite 211
Telluride, Colorado 81435
p 970-728-8145
kristine@shift-architects.com
www.shift-architects.com

DATE:
03.11.25 REVISED LOWER
MECHANICAL

PROJECT CODE INFORMATION

ZONING	TOWN OF TELLURIDE; ACCOMMODATIONS DISTRICT 2
BUILDING CODE	IRC 2018
DESCRIPTION	MULTI-LEVEL CONDO
AUTOMATIC FIRE SPRINKLER	PER NFPA
SCOPE OF WORK	INTERIOR RENOVATIONS & ROOF ALTERATION

PROJECT INFORMATION

FLOOR AREA

EXISTING UNIT 513:	
LVL 0+1	760.60 SF
LVL 2	23.87 SF

TOTAL: 784.47 SF

EXISTING UNIT 514:	
LVL 2+3	539.35 SF
LVL 4+5	503.69 SF
LVL 6	126.54 SF

TOTAL: 1,169.58 SF
1 REQUIRED 1 PROVIDED

FLOOR AREA

PROPOSED UNIT 513:	
LVL -1	638.29 SF
LVL 0	313.89 SF
LVL 1+2	541.12 SF

TOTAL: 1,493.30 SF

PROPOSED UNIT 514:	
LVL 2	80.29 SF
LVL 3	505.31 SF
LVL 4	311.41 SF
LVL 5	317.79 SF
LVL 6	115.28

TOTAL: 1,330.08 SF
1 REQUIRED 1 PROVIDED

SHEET INDEX

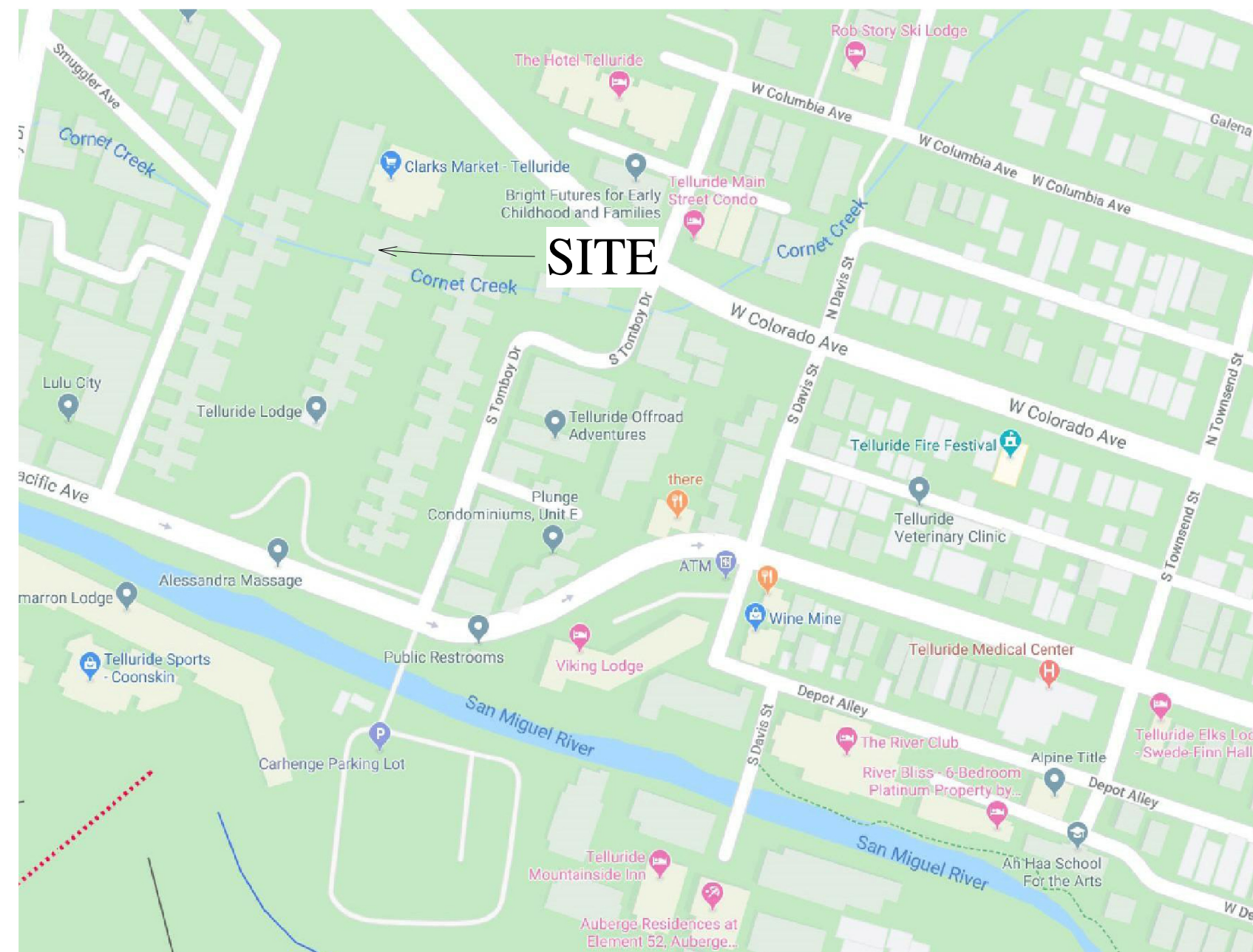
GENERAL

COVER SHEET	G1.0
-------------	------

ARCHITECTURAL

EXISTING FLOOR PLAN	A3.1
PROPOSED FLOOR PLANS	A3.2
EXISTING ELEVATIONS	A4.1
PROPOSED ELEVATIONS	A4.2
DOOR / WINDOW SCHEDULE	A8.1
PLUMBING / APPLIANCE SCHEDULE	A8.2
FINISH SCHEDULE	A8.3
INTERIOR ELEVATIONS	A9.1
INTERIOR ELEVATIONS	A9.2

VICINITY MAP



PROJECT TEAM

OWNER:

KEVIN PREBLE
P.O. BOX 3709
TELLURIDE, CO 81435
P. 970.708.1621
kpreble@gmail.com

ARCHITECT:

SHIFT ARCHITECTS
100 W COLORADO STE. 211
TELLURIDE, CO 81435
P. 970.275.0263
kristine@shift-architects.com

GENERAL CONTRACTOR:

KEES INDUSTRIES, LLC
BLAKE KEES
PO BOX 462
PLACERVILLE, CO 81430
P. 970-729-1731
BLAKEGKEES@GMAIL.COM

STRUCTURAL:

TELLURIDE ENGINEERING LLC
PO BOX 4045
TELLURIDE, CO 81435
P. 970.728.5440
JGARDNER.PE@GMAIL.COM

PREBLE RESIDENCE - UNIT 513-514

747 W PACIFIC AVE UNIT 513 & 514
TELLURIDE, CO 81435

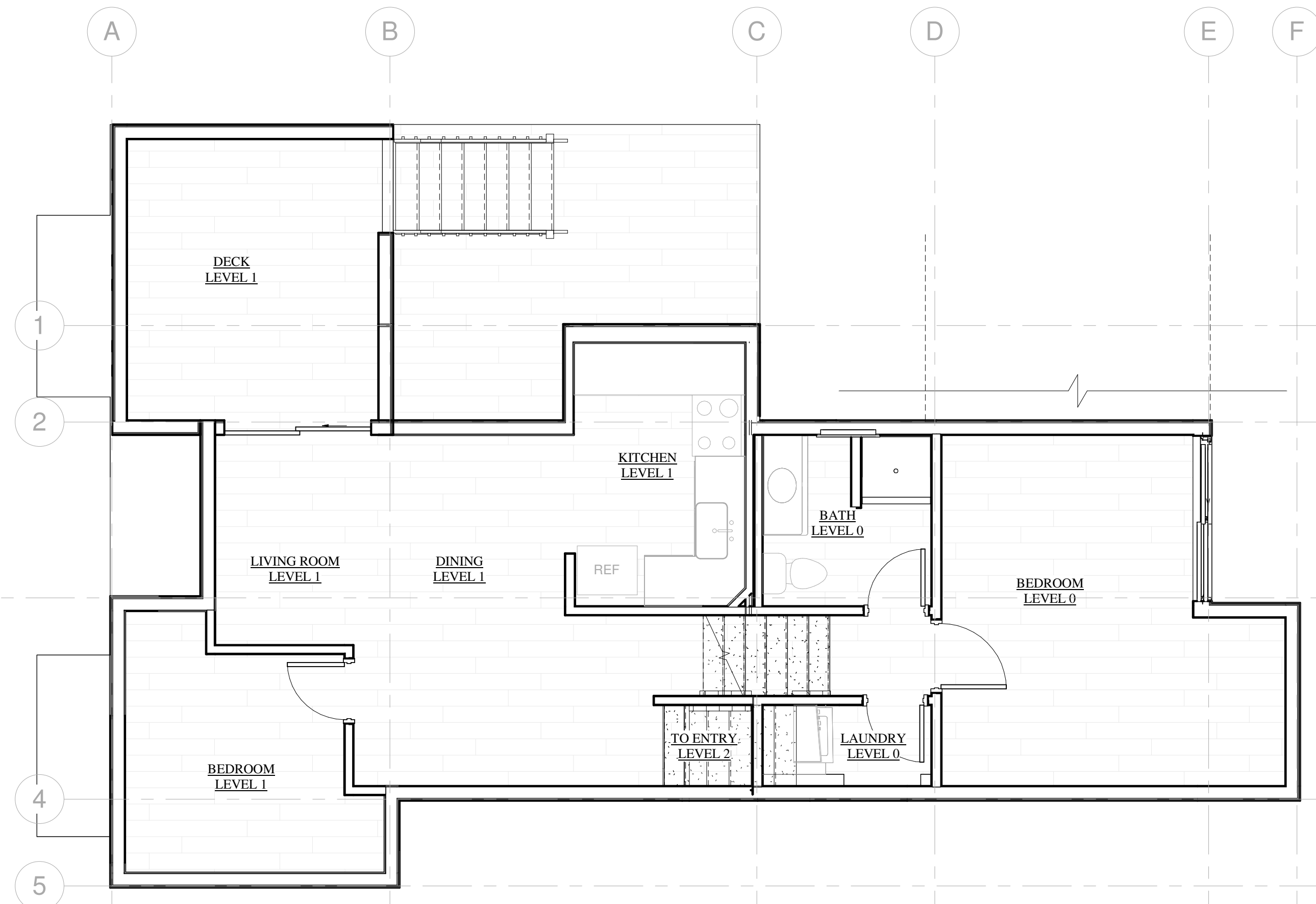
COVER SHEET

SHEET NUMBER

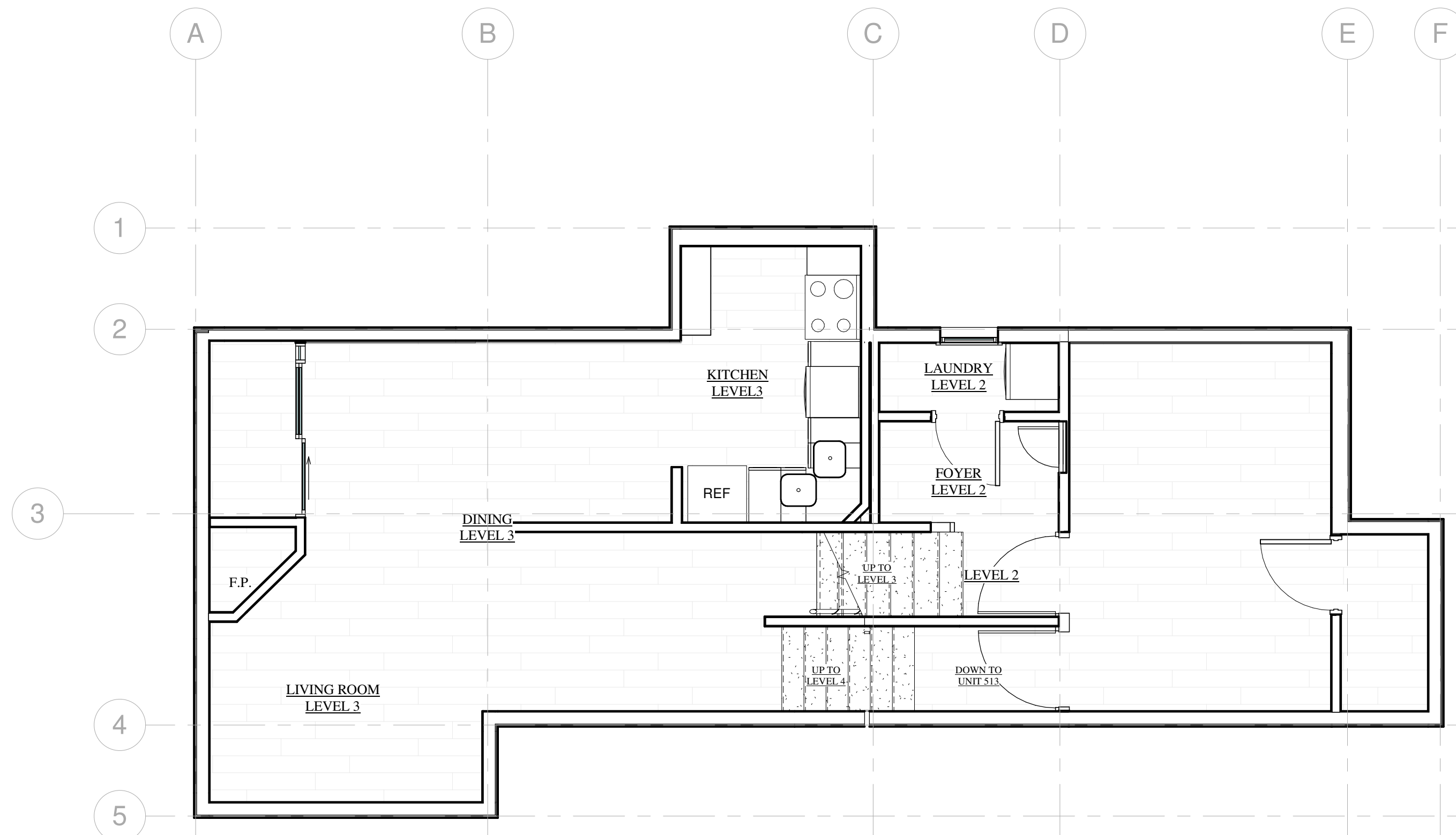
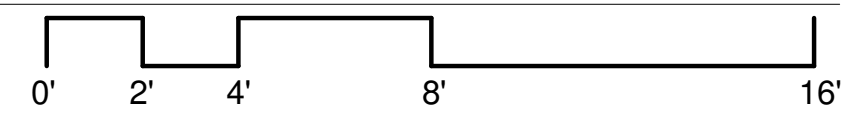
G1.0

3/11/2025 6:23:06 PM

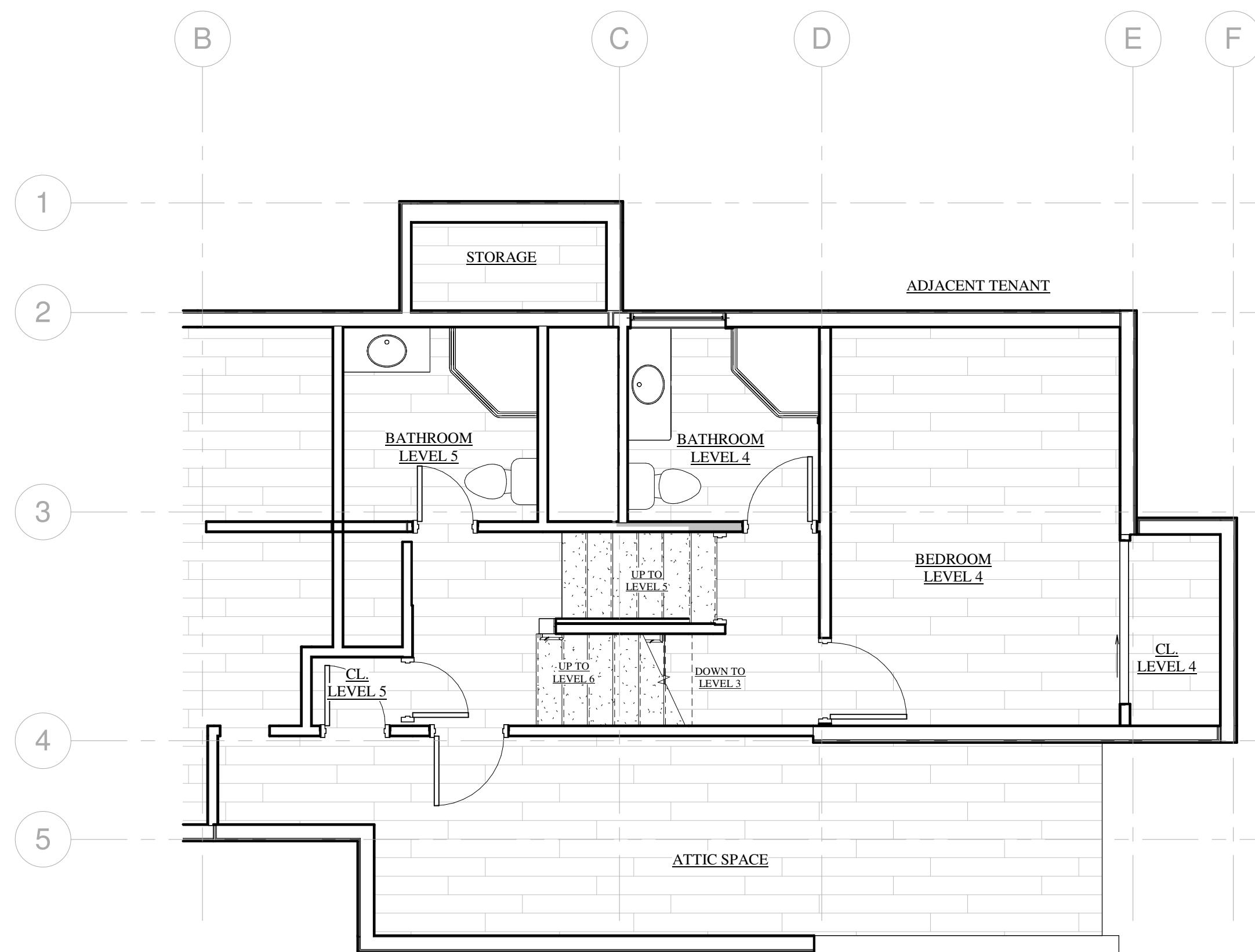
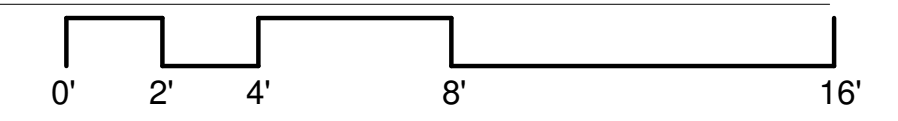
shift architects



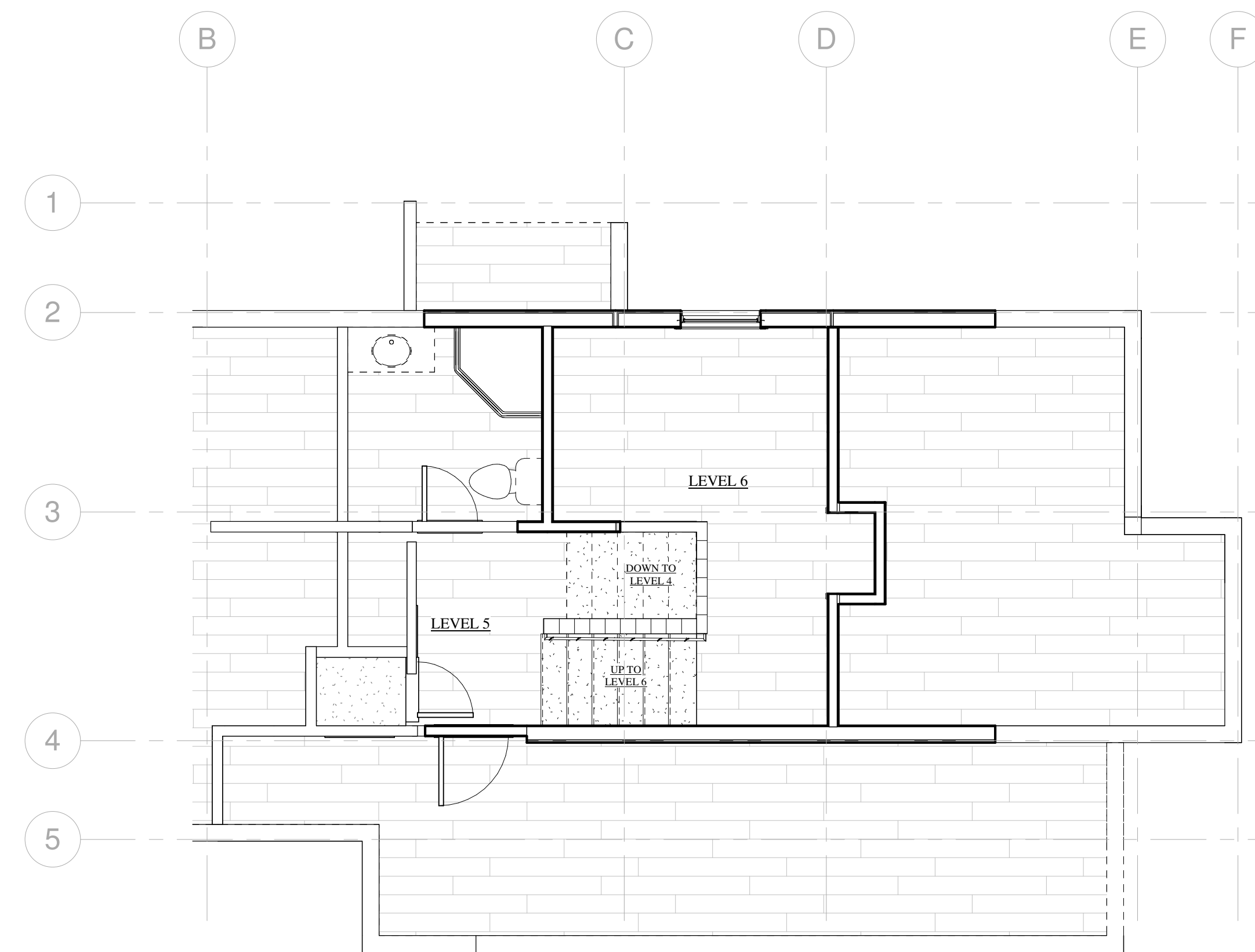
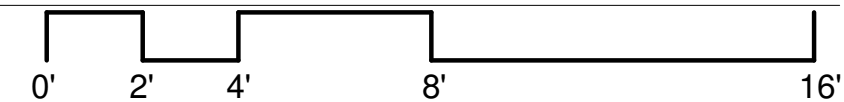
① EXISTING LEVEL 0 & LEVEL 1
 1/4" = 1'-0"



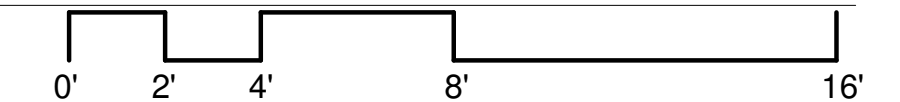
② EXISTING LEVEL 2 & 3
 1/4" = 1'-0"

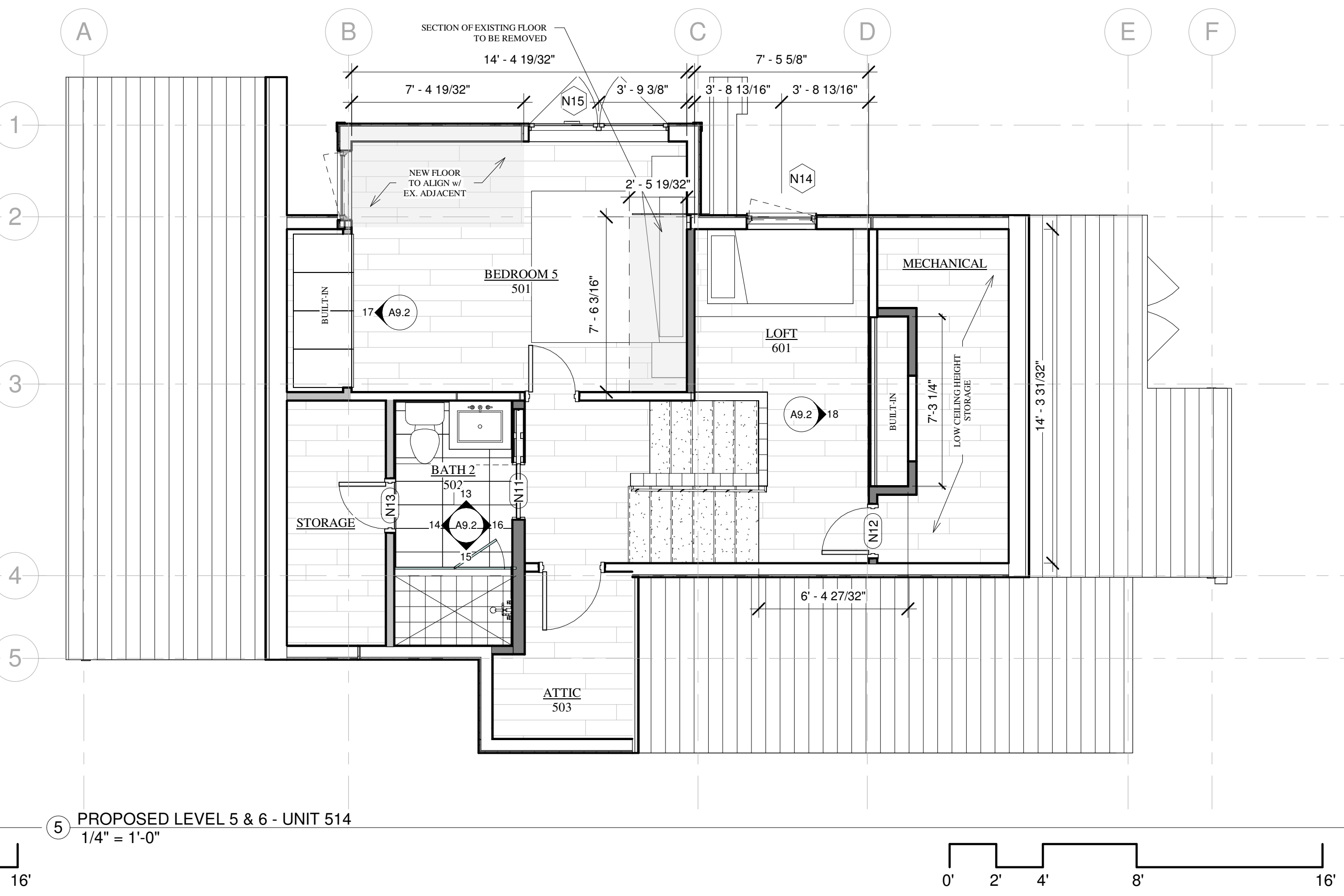
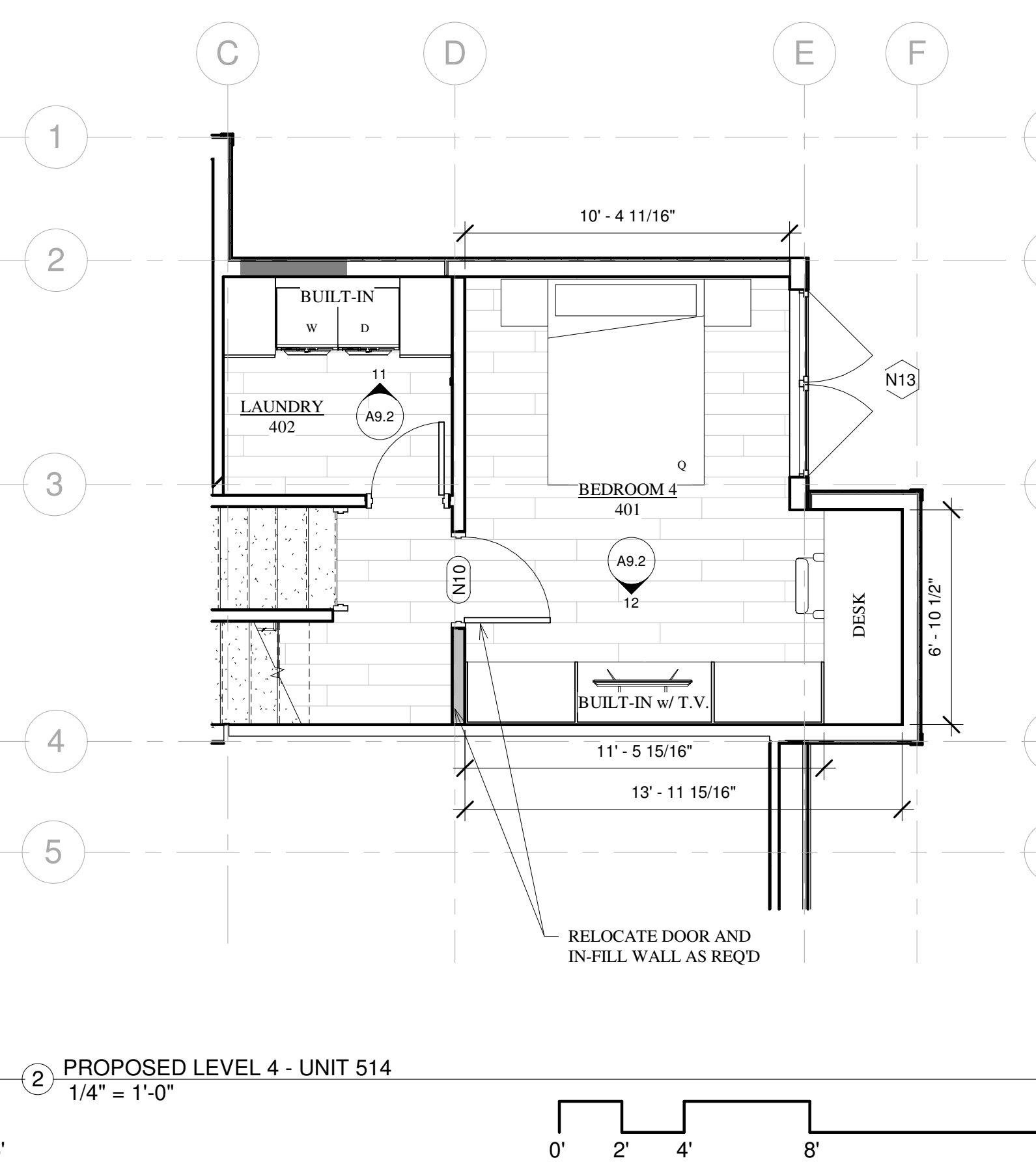
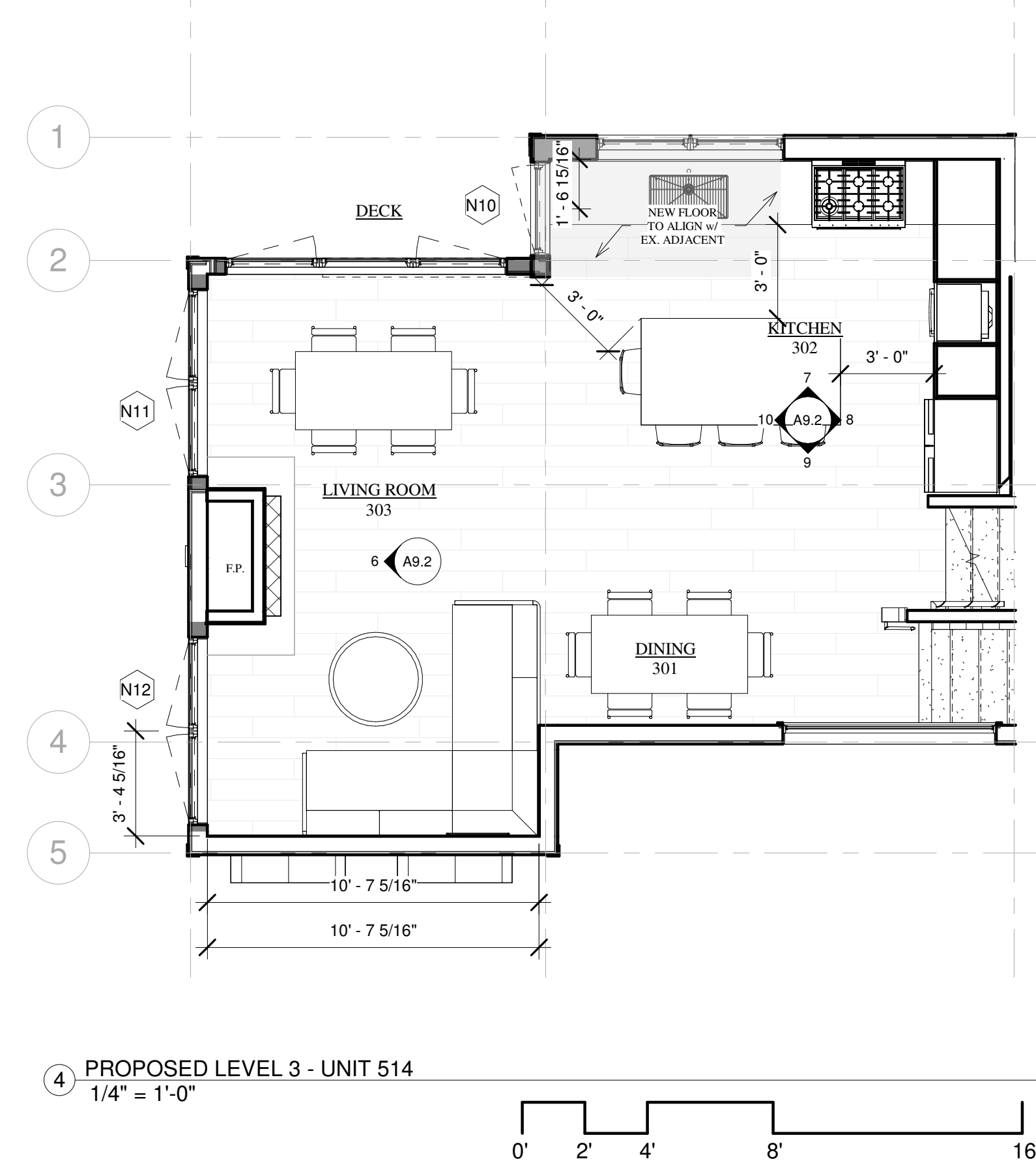
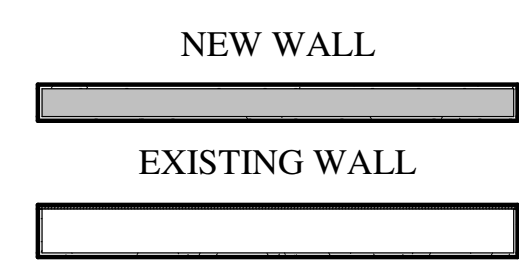
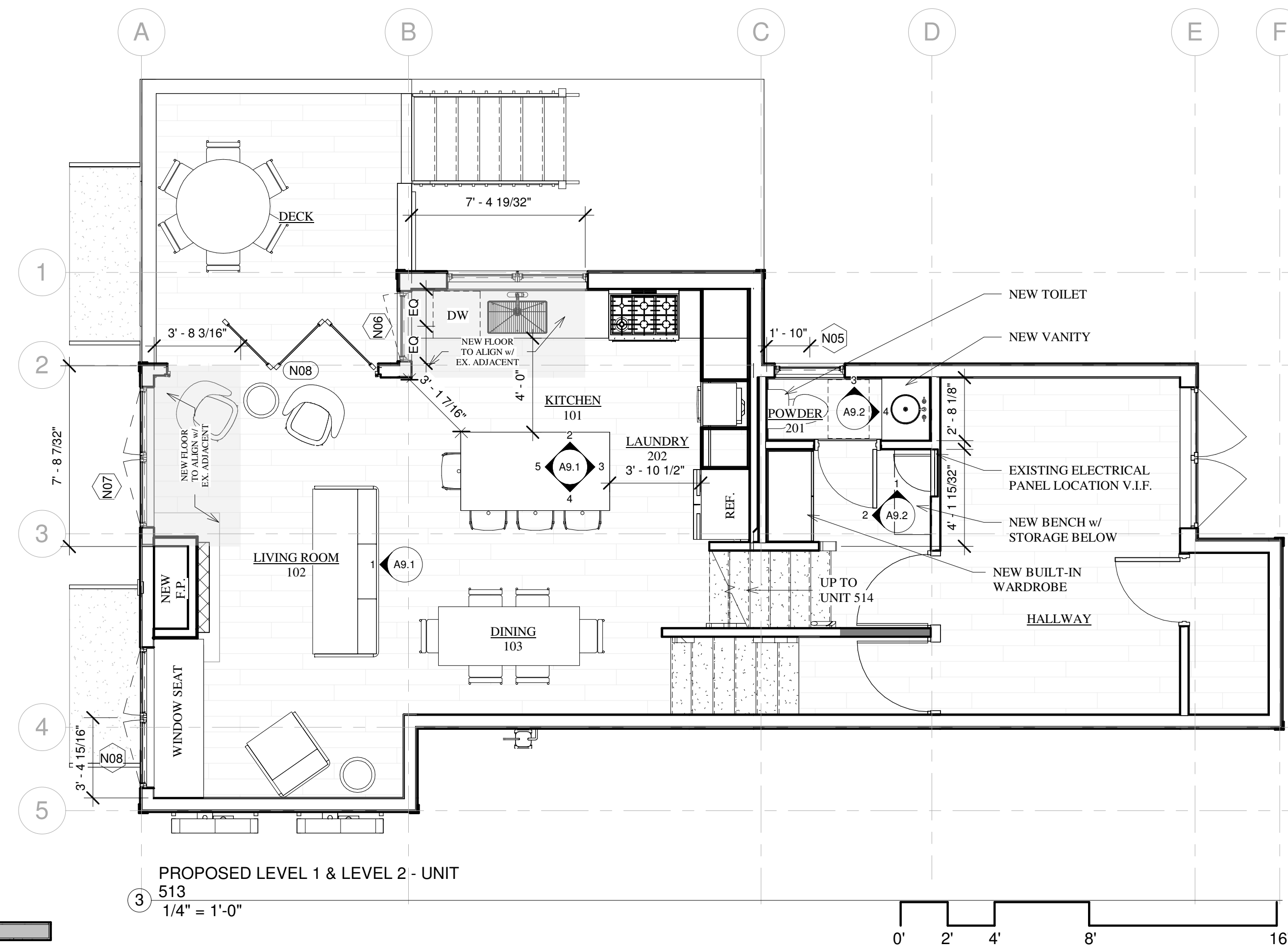
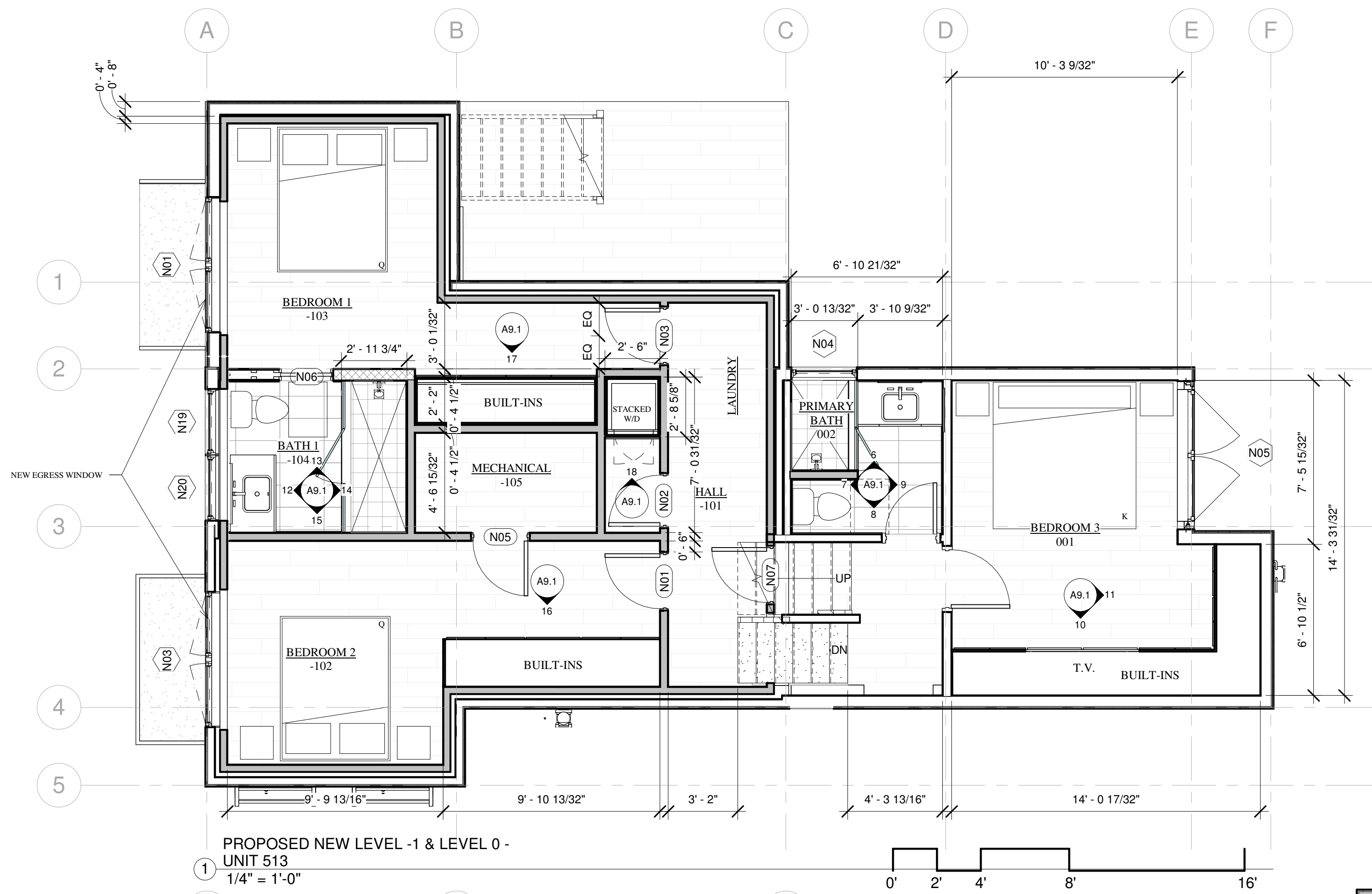


③ EXISTING LEVEL 4 & LEVEL 5
 1/4" = 1'-0"



④ EXISTING LEVEL 6
 1/4" = 1'-0"





PREBLE RESIDENCE - UNIT 513-514

747 W PACIFIC AVE UNIT 513 & 514
TELLURIDE, CO 81435

PROPOSED FLOOR
PLANS

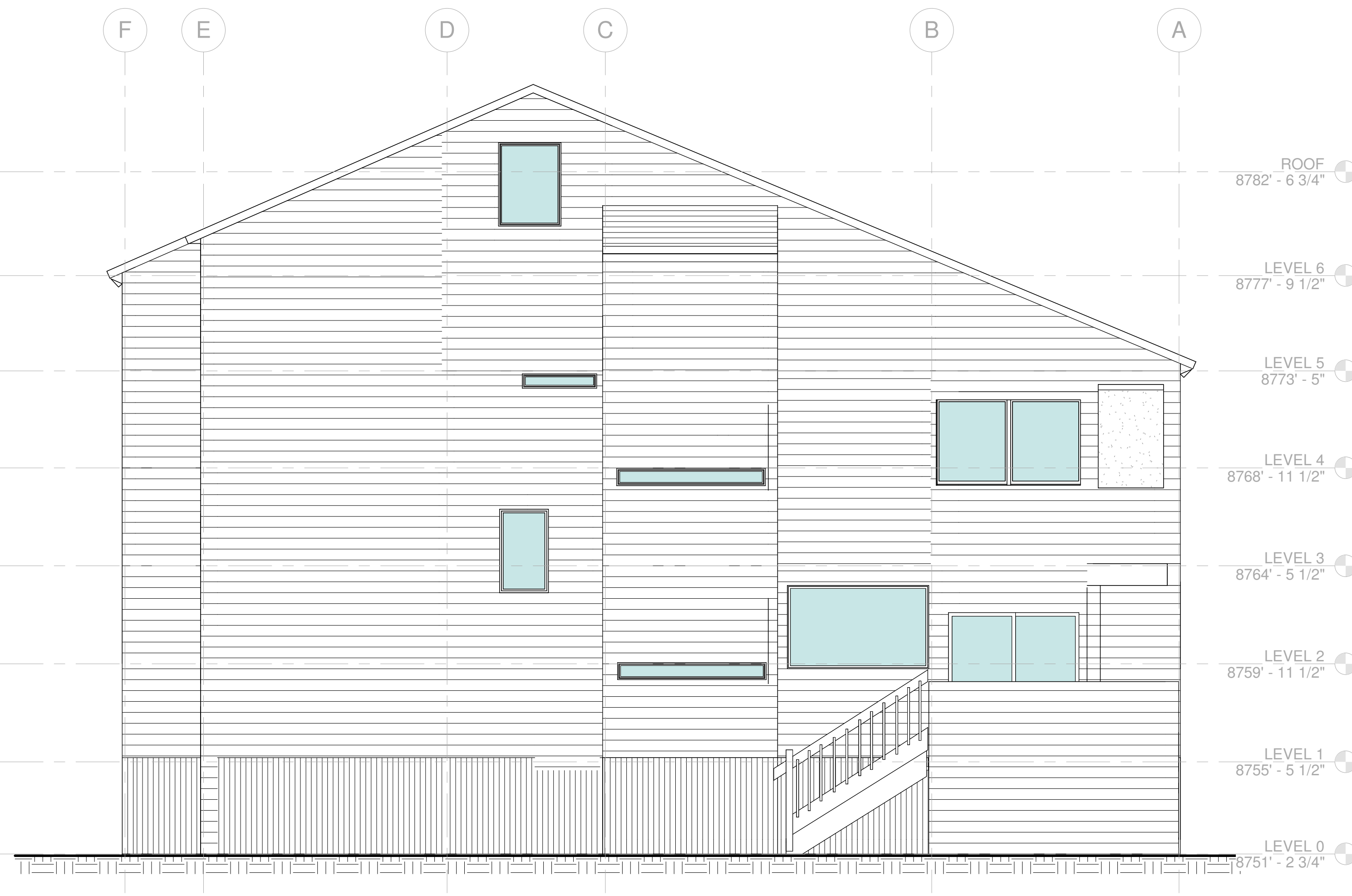
SHEET NUMBER

A3.2

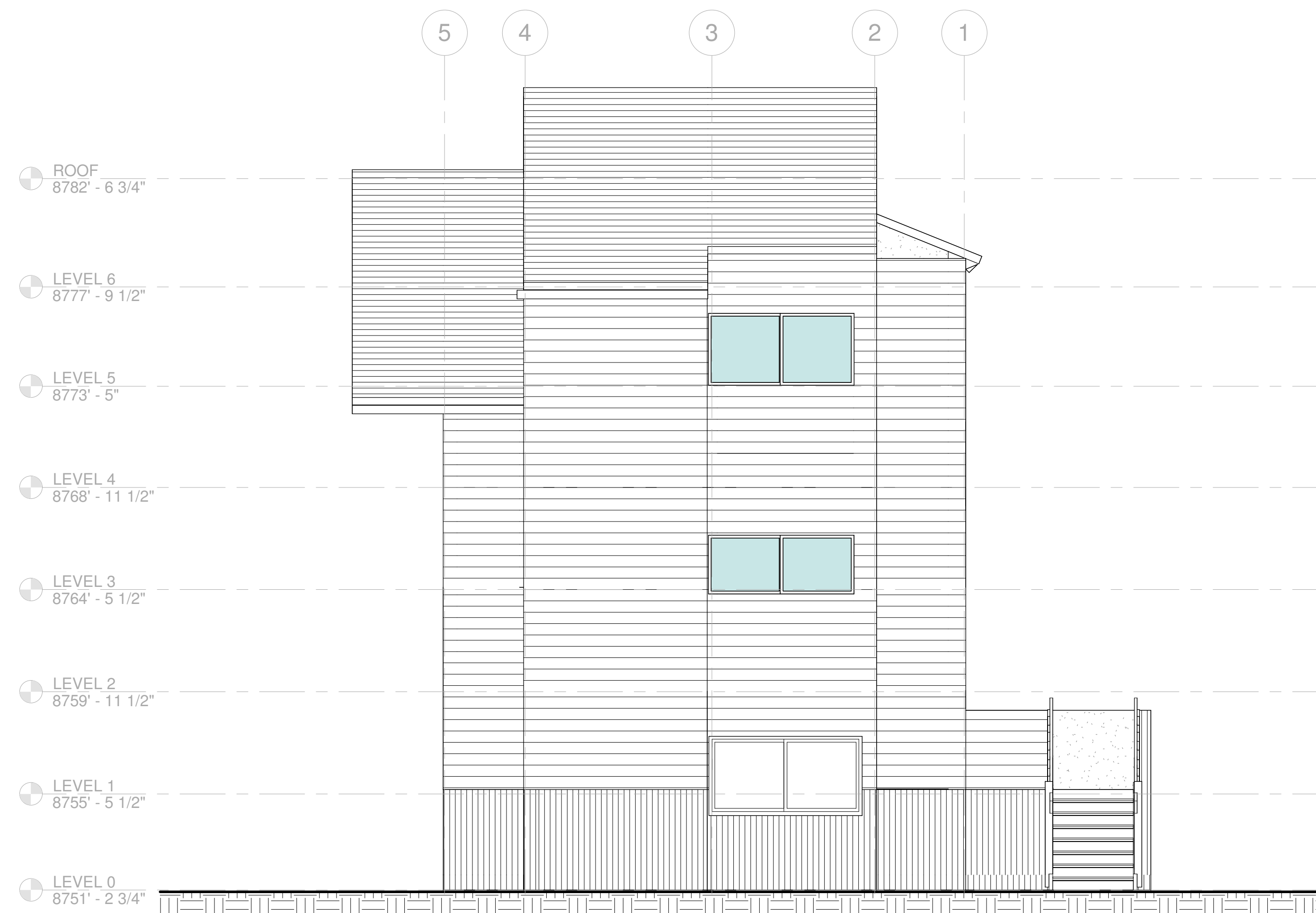
3/11/2025 6:23:10 PM



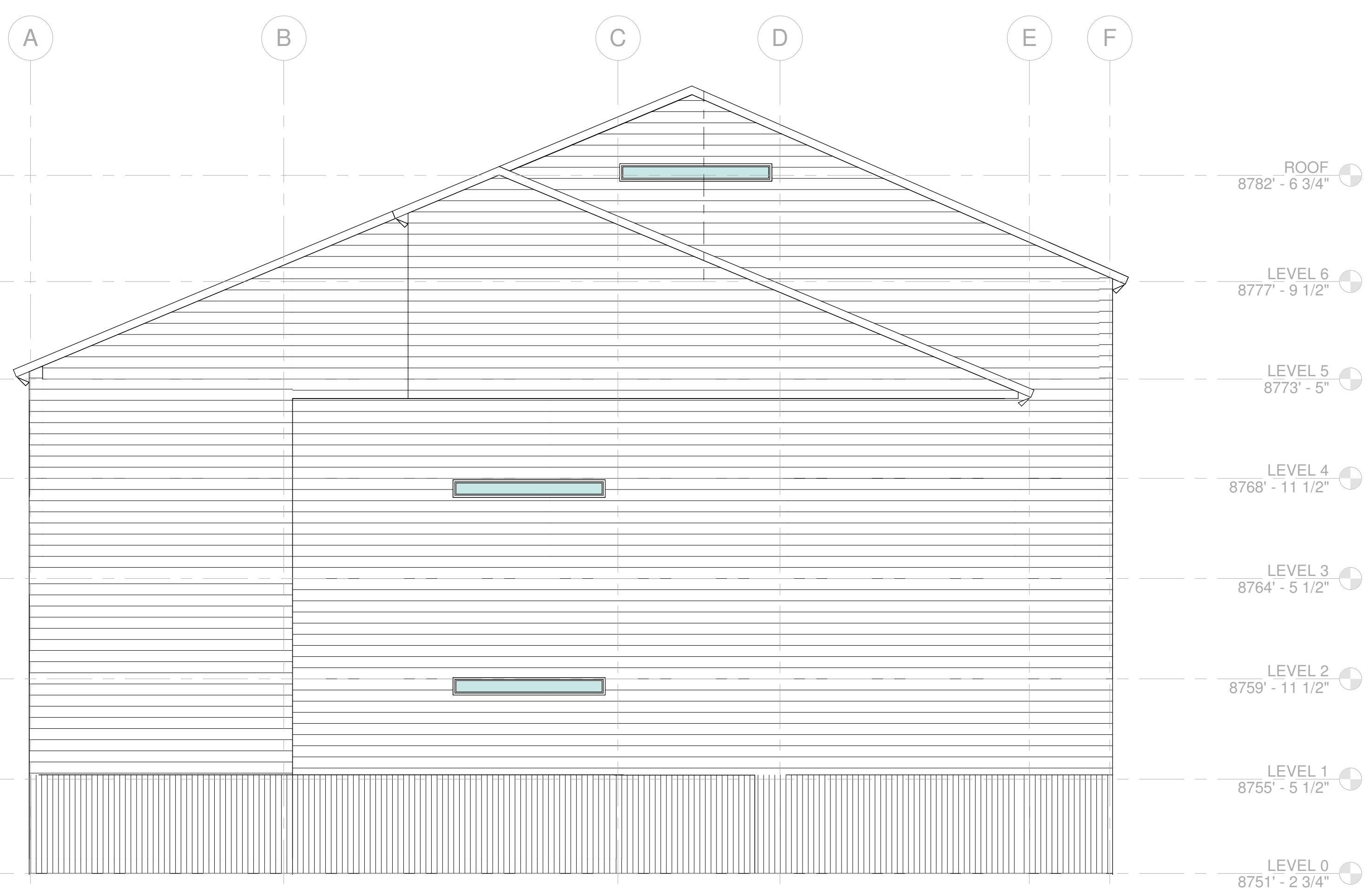
① EXISTING EAST ELEVATION
 1/4" = 1'-0"



② EXISTING SOUTH ELEVATION
 1/4" = 1'-0"



③ EXISTING WEST ELEVATION
 1/4" = 1'-0"



④ EXISTING NORTH ELEVATION
 1/4" = 1'-0"

PREBLE RESIDENCE - UNIT 513-514

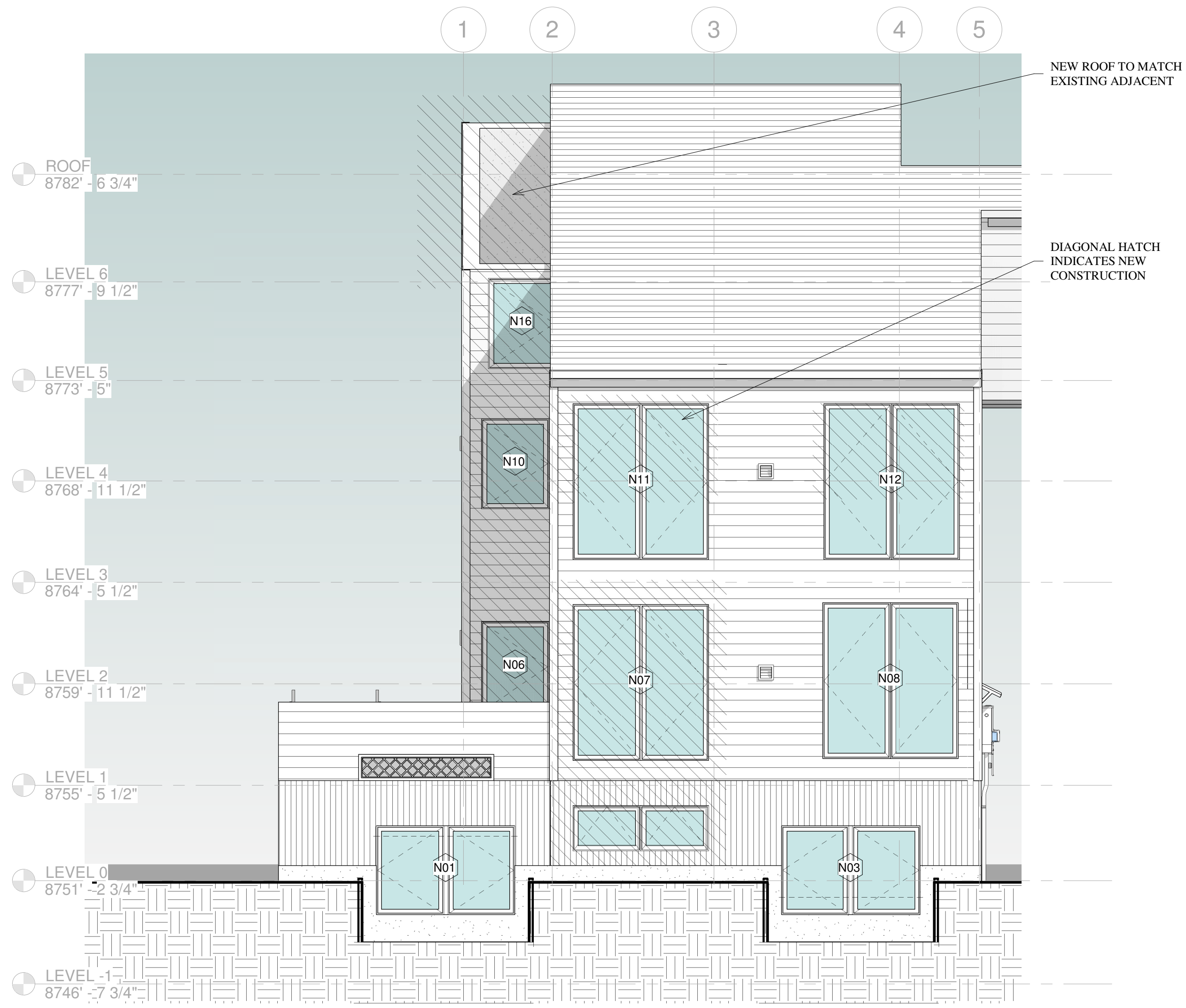
747 W PACIFIC AVE UNIT 513 & 514
TELLURIDE, CO 81435

PROPOSED
ELEVATIONS

SHEET NUMBER

A4.2

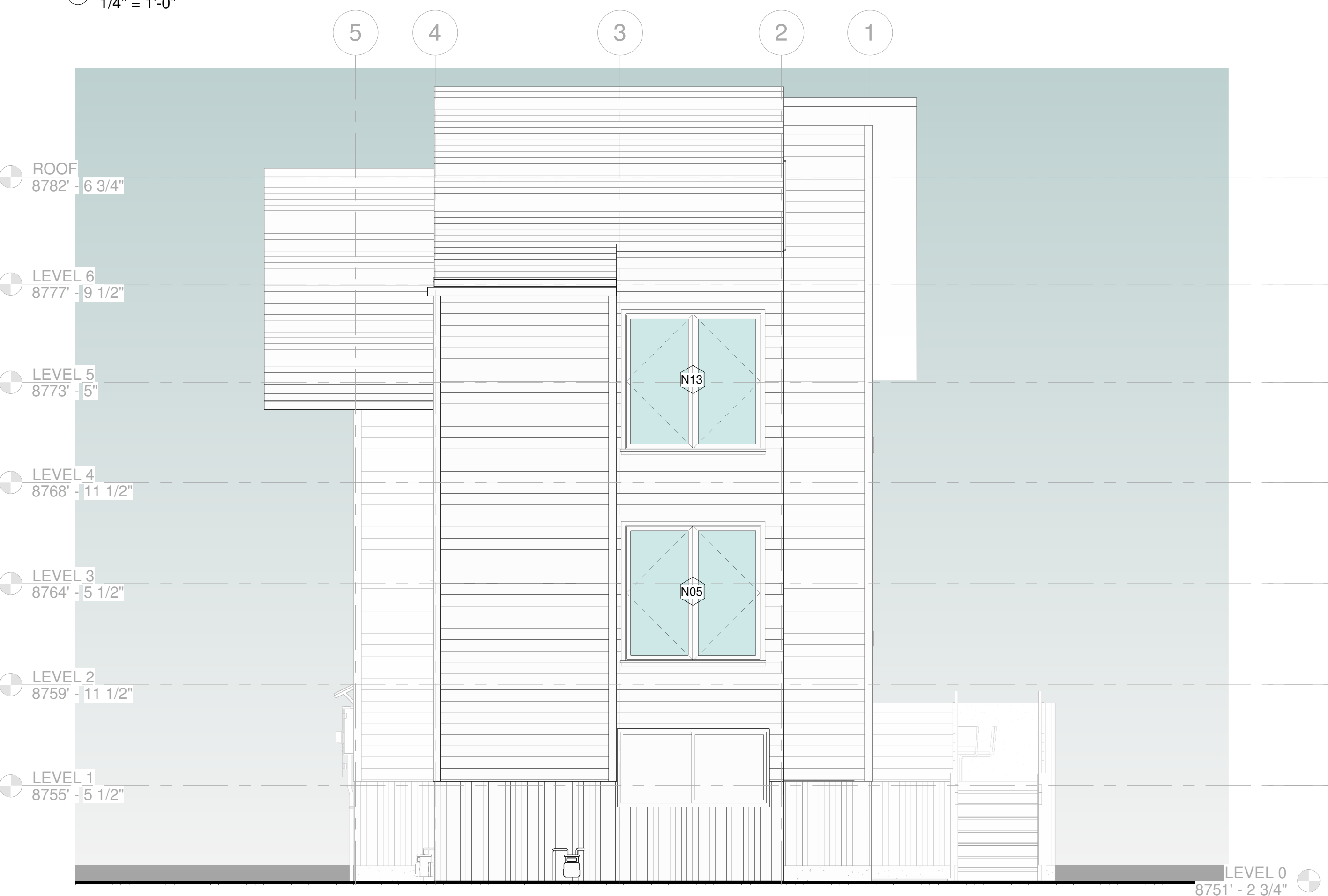
3/11/2025 6:23:23 PM



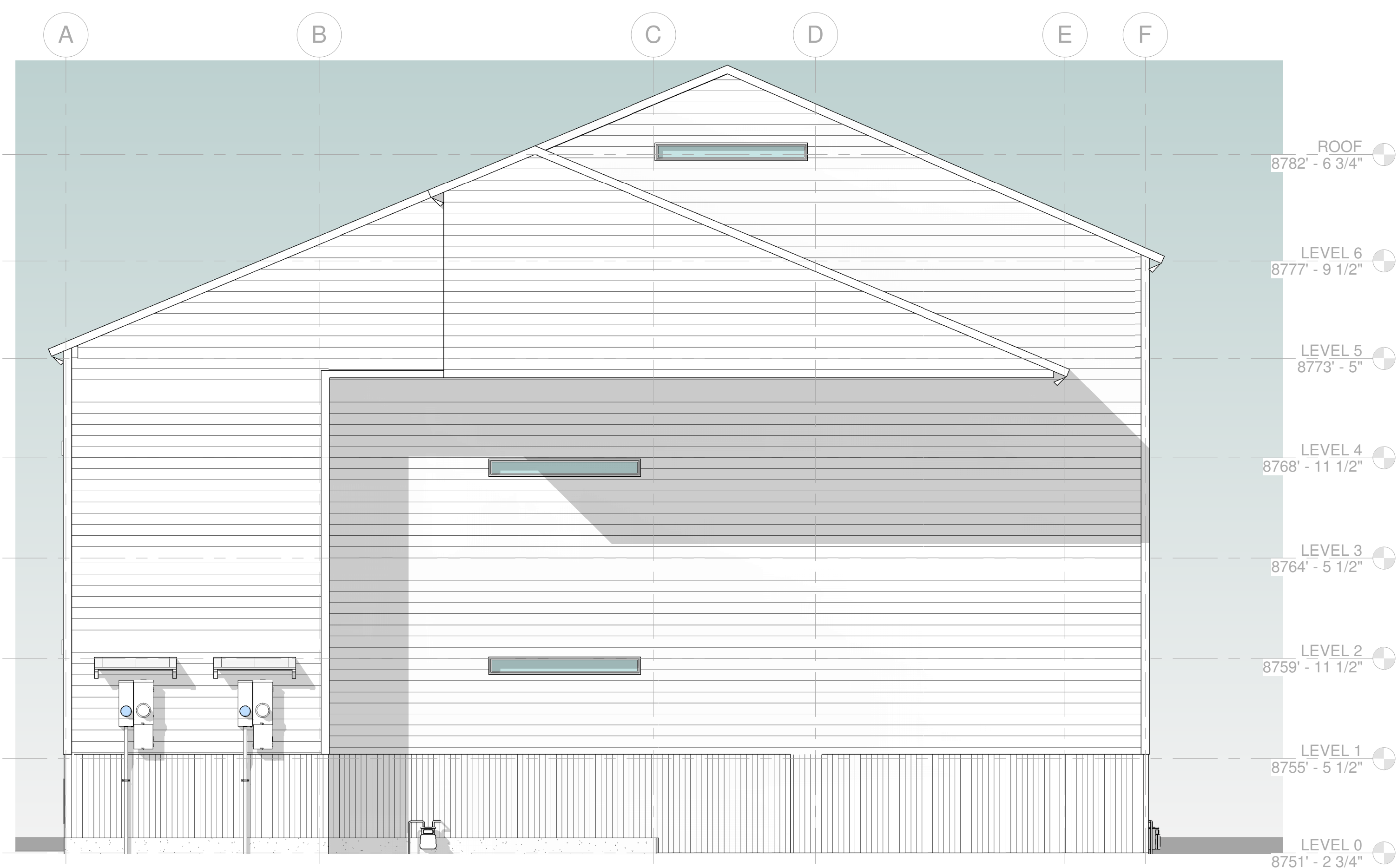
1 PROPOSED EAST ELEVATION
1/4" = 1'-0"



2 PROPOSED SOUTH ELEVATION
1/4" = 1'-0"

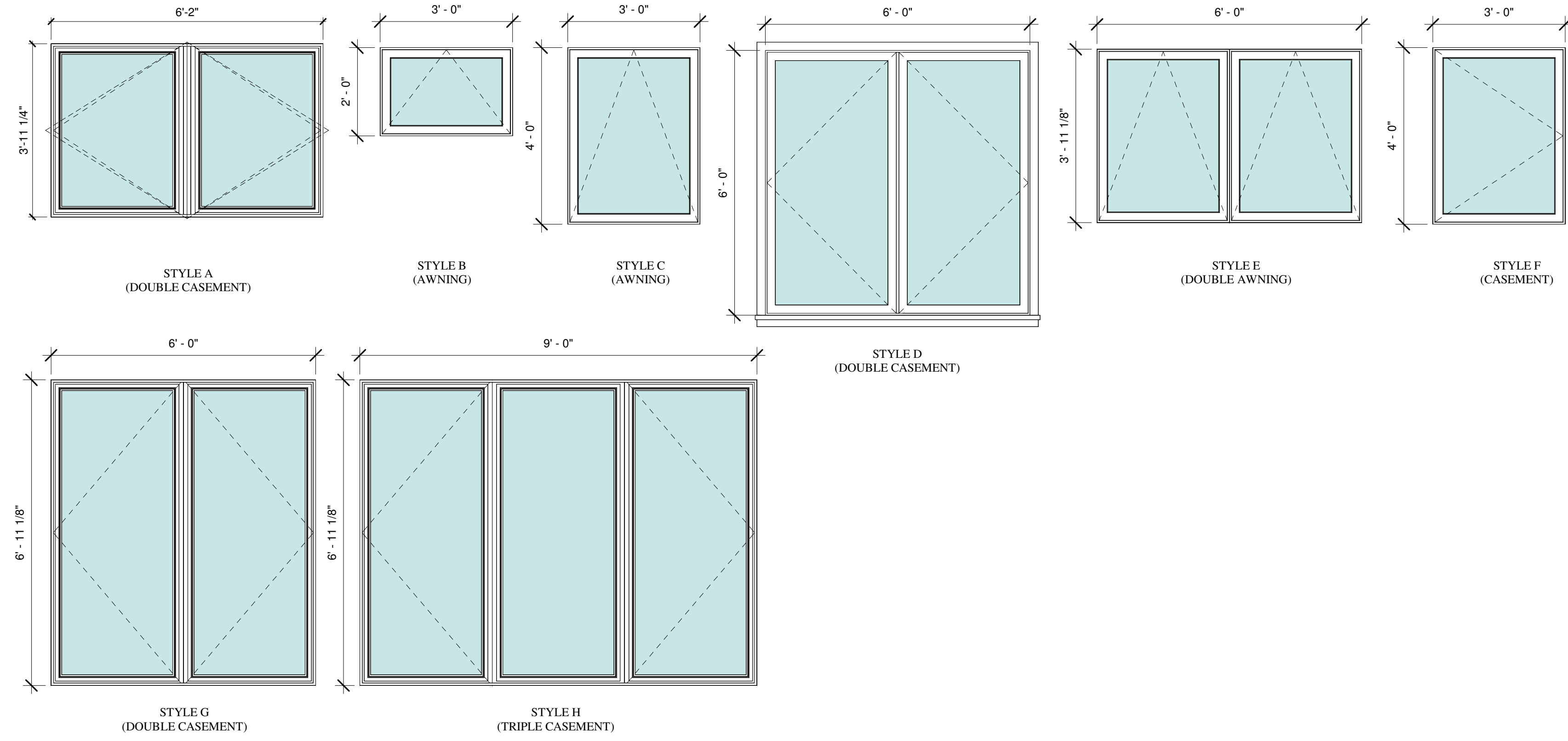


3 PROPOSED WEST ELEVATION
1/4" = 1'-0"

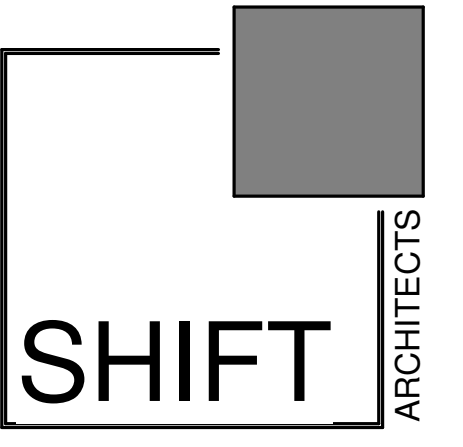
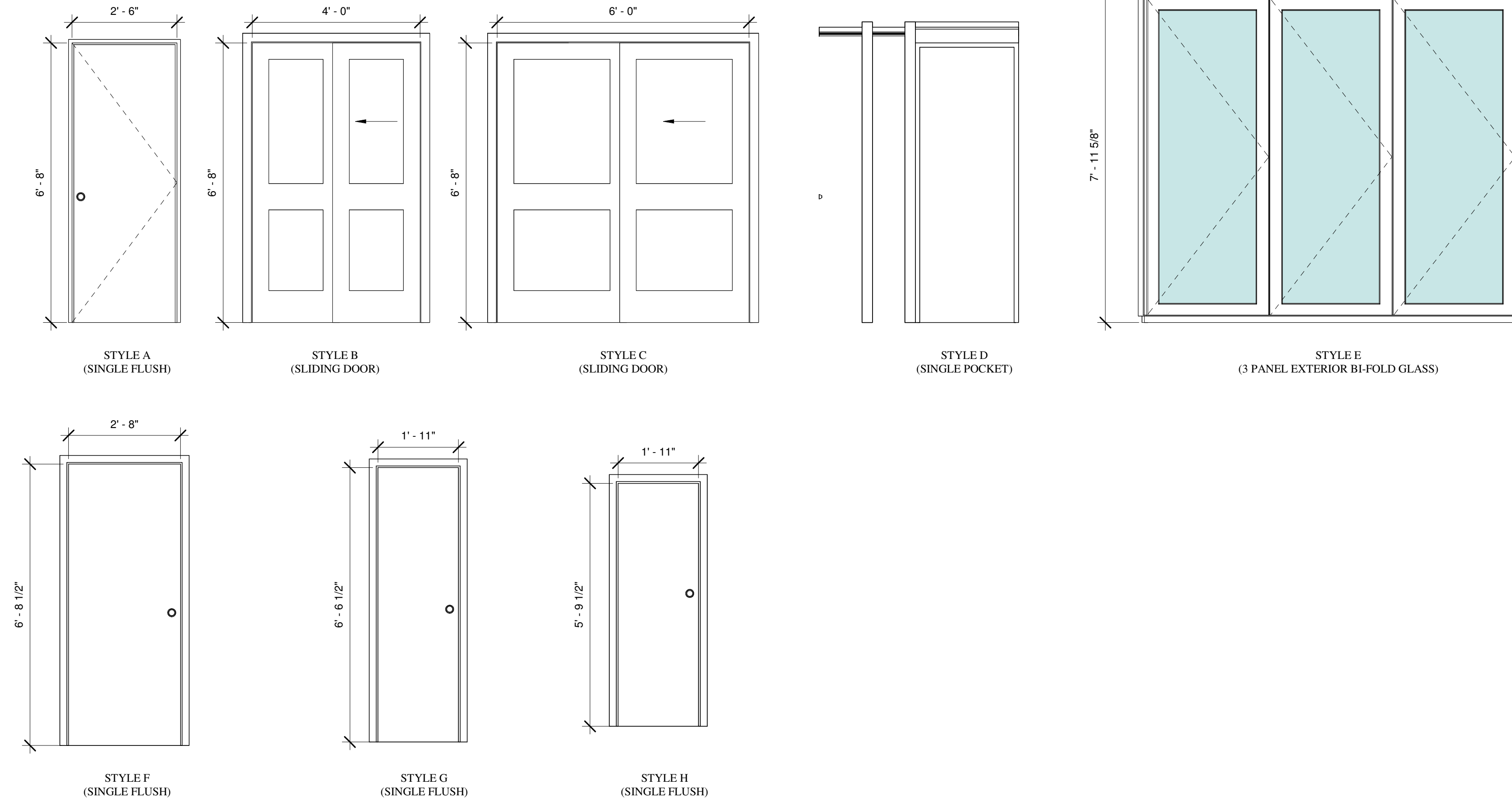


4 PROPOSED NORTH ELEVATION
1/4" = 1'-0"

WINDOW SCHEDULE						
STYLE	Type Mark	Mark	Type	Width	Height	Comments
DOUBLE CASEMENT	A	N01	(2) 3'-0" x 4'-0"	6' - 2"	3' - 11 1/8"	-103 BEDROOM 1
DOUBLE CASEMENT	A	N03	(2) 3'-0" x 4'-0"	6' - 2"	3' - 11 1/8"	-102 BEDROOM 2
AWNING	C	N04	3-0 X 4-0	3' - 0"	4' - 0"	002 PRIMARY BATH
DOUBLE CASEMENT	D	N05	(2) 3-0 X 6-0	6' - 0"	6' - 0"	001 BEDROOM 3
AWNING	C	N05	3-0 X 4-0	3' - 0"	4' - 0"	201 NEW POWDER
CASEMENT	F	N06	3-0 X 4-0	3' - 0"	4' - 0"	302 KITCHEN
DOUBLE CASEMENT	G	N07	(2) 3-0 x 7-0	6' - 0"	6' - 11 1/8"	303 LIVING ROOM
DOUBLE CASEMENT	G	N08	(2) 3-0 x 7-0	6' - 0"	6' - 11 1/8"	102 LIVING ROOM
CASEMENT	F	N10	3-0 X 4-0	3' - 0"	4' - 0"	302 KITCHEN
DOUBLE CASEMENT	G	N11	(2) 3-0 x 7-0	6' - 0"	6' - 11 1/8"	303 LIVING ROOM
DOUBLE CASEMENT	G	N12	(2) 3-0 x 7-0	6' - 0"	6' - 11 1/8"	303 LIVING ROOM
DOUBLE CASEMENT	D	N13	(2) 3-0 X 6-0	6' - 0"	6' - 0"	401 BEDROOM 4
CASEMENT	F	N14	3-0 X 4-0	3' - 0"	4' - 0"	601 LOFT
DOUBLE CASEMENT	D	N15	(2) 3-0 X 6-0	6' - 0"	6' - 0"	501 BEDROOM 5
CASEMENT	F	N16	3-0 X 4-0	3' - 0"	4' - 0"	302 KITCHEN
DOUBLE AWNING	E	N17	(2) 3-0 X 4-0	6' - 0"	3' - 11 1/8"	101 KITCHEN
DOUBLE AWNING	E	N18	(2) 3-0 X 4-0	6' - 0"	3' - 11 1/8"	302 KITCHEN
AWNING	B	N19	2-0 X 3-0	3' - 0"	2' - 0"	-104 BATH 1
AWNING	B	N20	2-0 X 3-0	3' - 0"	2' - 0"	-104 BATH 1
TRIPLE CASEMENT	H	N21	(3) 3-0 x 7-0	9' - 0"	6' - 11 1/8"	303 LIVING ROOM



DOOR SCHEDULE					
Style	Mark	Type Mark	Width	Height	Comments
INTERIOR SWING DOOR	N01	A	2' - 6"	6' - 8"	-105 BEDROOM 2
INTERIOR SWING DOOR	N02	80	2' - 4"	6' - 8"	-105 BEDROOM 2
INTERIOR SWING DOOR	N03	A	2' - 6"	6' - 8"	-103 BEDROOM 1
INTERIOR SLIDING DOOR	N05	A	2' - 6"	6' - 8"	-106 CLOSET
INTERIOR POCKET DOOR	N06	D	2' - 4"	6' - 8"	-104 BATH 1
INTERIOR SWING DOOR	N07	A	2' - 6"	6' - 8"	-101 HALL
EXTERIOR 3 PANEL FOLDING	N08	E	9' - 0"	8' - 0"	102 LIVING ROOM
INTERIOR SWING DOOR	N10	F	3' - 1"	6' - 11"	401 BEDROOM 4
INTERIOR POCKET DOOR	N11	D	2' - 4"	6' - 8"	502 BATH 2
INTERIOR SWING DOOR	N12	G	2' - 4"	6' - 9"	601 LOFT
INTERIOR SWING DOOR	N13	H	2' - 4"	6' - 0"	502 BATH 2



P.O. Box 3206
100 W. Colorado Suite 211
Telluride, Colorado 81435
p 970-728-8145
kristine@shift-architects.com
www.shift-architects.com

DATE:
03.11.25 REVISED LOWER
MECHANICAL

PREBLE RESIDENCE - UNIT 513-514

747 W PACIFIC AVE UNIT 513 & 514
TELLURIDE, CO 81435

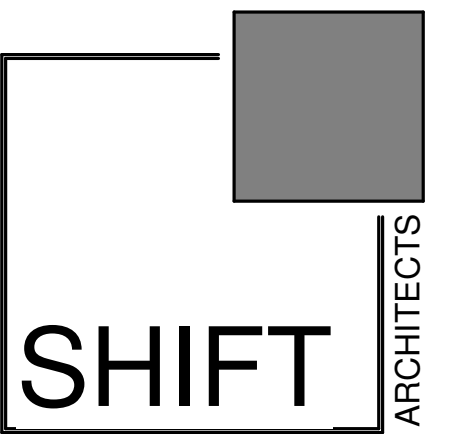
DOOR / WINDOW
SCHEDULE

©shift
architects

SHEET NUMBER

3/11/2025 6:23:23 PM

A8.1



P.O. Box 3206
 100 W. Colorado Suite 211
 Telluride, Colorado 81435
 p 970-728-8145
 kristine@shift-architects.com
 www.shift-architects.com

DATE:
 03.11.25 REVISED LOWER
 MECHANICAL

PLUMBING SCHEDULE								
ROOM #	ROOM NAME	COU...	TYPE	MANUFACTURER	MODEL	FINISH	COMMENTS	
-104	BATH 1 - 513	1	FAUCET	KOHLER	K-23484-4K-SN	POLISHED NICKEL		
		1	SINK	KOHLER	K-2215-0	WHITE	UNDERMOUNT	
		1	FRAMELESS GLASS SHOWER...					
		1	SHOWER KIT	KOHLER	K-TS23503-4-SN	POLISHED NICKEL		
		1	TOILET	KOHLER	K-23188-0	WHITE		
		1	TOILET PAPER HOLDER	KOHLER	K-23528-SN	POLISHED NICKEL		
		3	HOOKS	KOHLER	K-23529-SN	POLISHED NICKEL		
002	PRIMARY BATH - ...	1	FAUCET	KOHLER	K-23484-4K-SN	POLISHED NICKEL		
		1	SINK	KOHLER	K-2215-0	WHITE	UNDERMOUNT	
		1	FRAMELESS GLASS SHOWER...					
		1	SHOWER KIT	KOHLER	K-TS23503-4-SN	POLISHED NICKEL		
		1	TOILET	KOHLER	K-23188-0	WHITE		
		1	TOILET PAPER HOLDER	KOHLER	K-23528-SN	POLISHED NICKEL		
		4	HOOKS	KOHLER	K-23529-SN	POLISHED NICKEL		
101	KITCHEN - 513	1	SINK	KOHLER	K-5285-NA	STAINLESS	UNDERMOUNT	
		1	FAUCET	KOHLER	K-596-VS	STAINLESS		
		1	GARBAGE DISPOSAL	INSINKERATOR	1/2 HP	BRUSHED NICKEL	COUNTERTOP SWITCH	
		1	BAR SINK	KOHLER	K-5287	STAINLESS		
		1	FAUCET	KOHLER	K-596-VS	STAINLESS		
201	POWDER - 514	1	FAUCET	KOHLER	K-23484-4K-SN	POLISHED NICKEL		
		1	SINK	KOHLER	K-2215-0	WHITE	UNDERMOUNT	
		1	TOILET	KOHLER	K-23188-0	WHITE		
		1	TOILET PAPER HOLDER	KOHLER	K-23528-SN	POLISHED NICKEL		
		1	HOOKS	KOHLER	K-23529-SN	POLISHED NICKEL		
302	KITCHEN - 514	1	SINK	KOHLER	K-5285-NA	STAINLESS	UNDERMOUNT	
		1	FAUCET	KOHLER	K-596-VS	STAINLESS		
		1	GARBAGE DISPOSAL	INSINKERATOR	1/2 HP	BRUSHED NICKEL	COUNTERTOP SWITCH	
		1	BAR SINK	KOHLER	K-5287	STAINLESS		
		1	FAUCET	KOHLER	K-596-VS	STAINLESS		
502	BATH 2 - 514	1	FAUCET	KOHLER	K-23484-4K-SN	POLISHED NICKEL		
		1	SINK	KOHLER	K-2215-0	WHITE	UNDERMOUNT	
		1	FRAMELESS GLASS SHOWER...					
		1	SHOWER KIT	KOHLER	K-TS23503-4-SN	POLISHED NICKEL		
		1	TOILET	KOHLER	K-23188-0	WHITE		
		1	TOILET PAPER HOLDER	KOHLER	K-23528-SN	POLISHED NICKEL		
		3	HOOKS	KOHLER	K-23529-SN	POLISHED NICKEL		

APPLIANCE SCHEDULE							
ROOM #	ROOM NAME	COUNT	TYPE	MANUFACTURER	MODEL	FINISH	COMMENTS
539	KITCHEN	1	36" RANGE	BOSCH	HDS86655U	STAINLESS	800 SERIES - DUAL FUEL
		1	36" HOOD	BOSCH	DUH86553UC	STAINLESS	800 SERIES
		1	36" REFRIGERATOR	BOSCH	B36CT81ENS	STAINLESS	800 SERIES - FRENCH DOOR
		1	24" DISHWASHER	BOSCH	SHX78CM5N	STAINLESS	800 SERIES
		1	24" MICROWAVE	BOSCH	HMC54151UC	STAINLESS	500 SERIES
		1	24" OVEN	BOSCH	HMC54151UC	STAINLESS	500 SERIES
539	LAUNDRY	1	FRONT LOAD WASHER	BOSCH	WGB24600UC	WHITE	500 SERIES COMPACT WASHER
		1	FRONT LOAD DRYER	BOSCH	WQB245B0UC	WHITE	500 SERIES HEAT PUMP DRYER
540	KITCHEN	1	36" RANGE	BOSCH	HDS86655U	STAINLESS	800 SERIES - DUAL FUEL
		1	36" HOOD	BOSCH	DUH86553UC	STAINLESS	800 SERIES
		1	36" REFRIGERATOR	BOSCH	B36CT81ENS	STAINLESS	800 SERIES - FRENCH DOOR
		1	24" DISHWASHER	BOSCH	SHX78CM5N	STAINLESS	800 SERIES
		1	24" MICROWAVE	BOSCH	HMC54151UC	STAINLESS	500 SERIES
		1	24" OVEN	BOSCH	HMC54151UC	STAINLESS	500 SERIES
540	LAUNDRY	1	FRONT LOAD WASHER	BOSCH	WGB24600UC	WHITE	500 SERIES COMPACT WASHER
		1	FRONT LOAD DRYER	BOSCH	WQB245B0UC	WHITE	500 SERIES HEAT PUMP DRYER

PREBLE RESIDENCE - UNIT 513-514

747 W PACIFIC AVE UNIT 513 & 514
 TELLURIDE, CO 81435

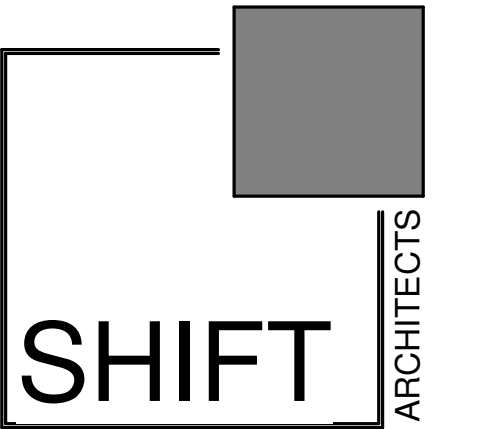
PLUMBING /
 APPLIANCE
 SCHEDULE



SHEET NUMBER

3/11/2025 6:23:24 PM

A8.2

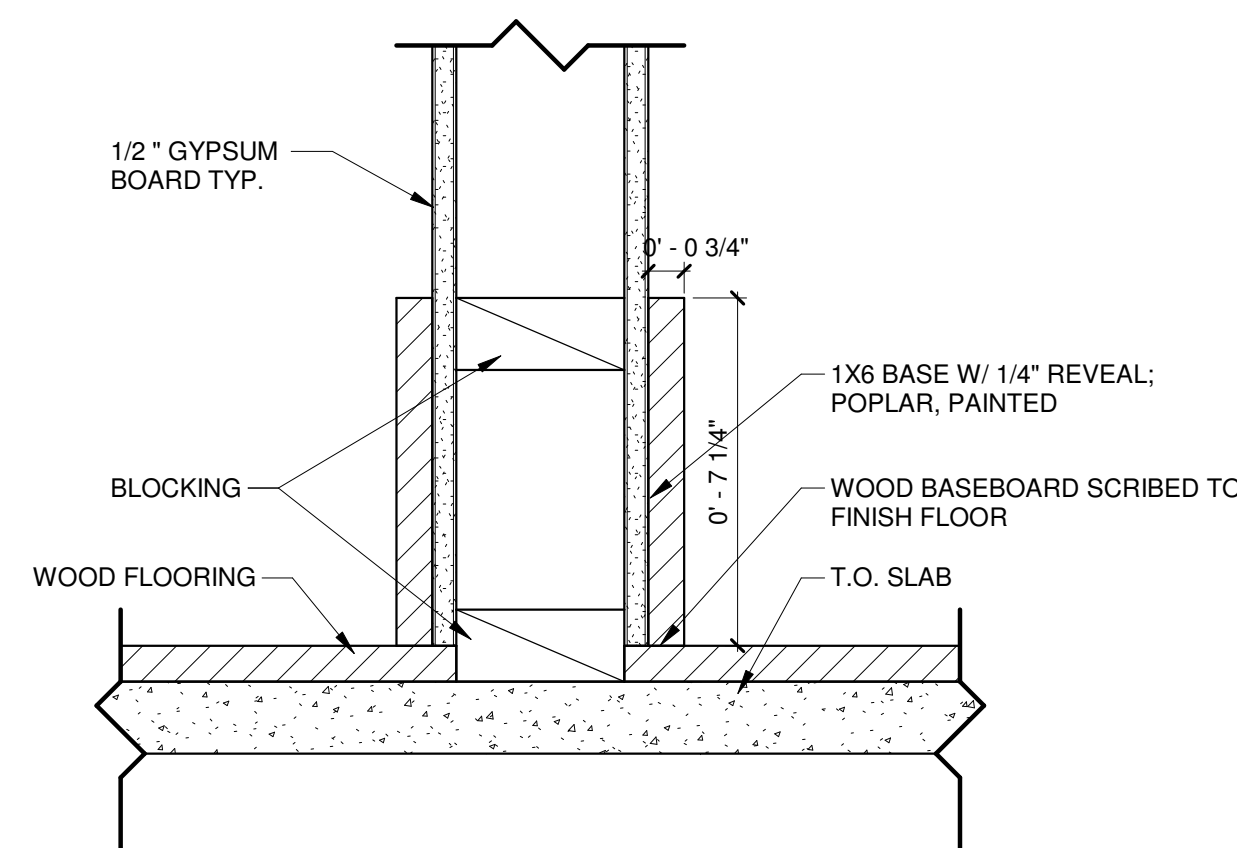


P.O. Box 3206
 100 W. Colorado Suite 211
 Telluride, Colorado 81435
 p 970-728-8145
 kristine@shift-architects.com
 www.shift-architects.com

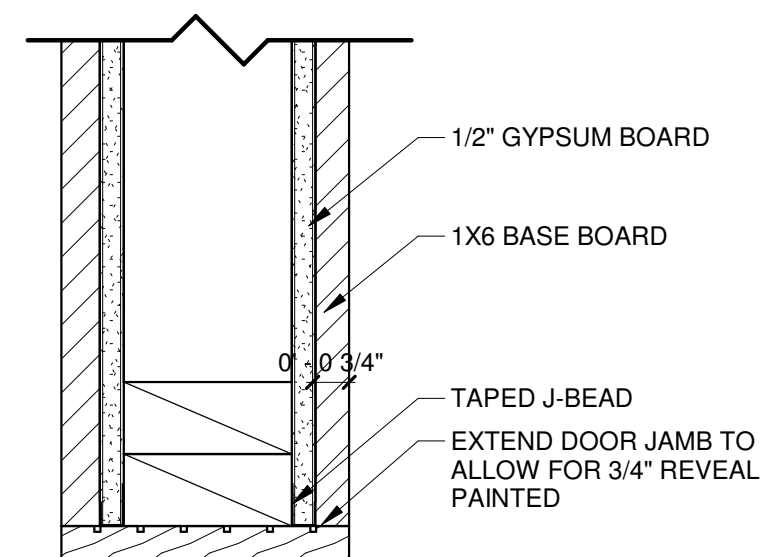
DATE:
 03.11.25 REVISED LOWER
 MECHANICAL

FINISH SCHEDULE													
ROOM #	ROOM NAME	FLOOR	SHOWER FLOOR	BASE	TRIM	WALLS	SHOWER WALLS	CEILING	SHOWER CEILING	CABINETS	COUNTER	BACKSPLASH	COMMENTS
-101	HALL	WOOD #1	N/A	BASE #1	TRIM #1	DW #1	N/A	DW #1	N/A	N/A	N/A	N/A	
-102	BEDROOM 2	WOOD #1	N/A	BASE #1	TRIM #1	DW #1	N/A	DW #1	N/A	N/A	N/A	N/A	
-103	BEDROOM 1	WOOD #1	N/A	BASE #1	TRIM #1	DW #1	N/A	DW #1	N/A	N/A	N/A	N	
-104	BATH 1	TILE #1	TILE #2	BASE #1	TRIM #1	DW #1	TILE #3	DW #1	TILE #3	CABINETS #1	SLAB #2	SLAB #2	
001	BEDROOM 3	WOOD #1	N/A	BASE #1	TRIM #1	DW #1	N/A	DW #1	N/A	CABINETS #1	N/A	N/A	
002	PRIMARY BATH	TILE #1	TILE #2	BASE #1	TRIM #1	DW #1	TILE #3	DW #1	TILE #3	CABINETS #1	SLAB #2	SLAB #2	
101	KITCHEN	WOOD #1	N/A	BASE #1	TRIM #1	DW #1	N/A	DW #1	N/A	CABINETS #1	SLAB #1	SLAB #1	
102	LIVING ROOM	WOOD #1	N/A	BASE #1	TRIM #1	DW #1	N/A	DW #1	N/A	CABINETS #1	N/A	N/A	2" STONE VENEER AT FIREPLACE W/ WOOD MANTEL
103	DINING	WOOD #1	N/A	BASE #1	TRIM #1	DW #1	N/A	DW #1	N/A	N/A	N/A	N/A	
201	POWDER	WOOD #1	N/A	BASE #1	TRIM #1	DW #1	N/A	DW #1	N/A	CABINETS #1	SLAB #2	SLAB #2	
202	LAUNDRY	WOOD #1	N/A	BASE #1	TRIM #1	DW #1	N/A	DW #1	N/A	CABINETS #1	SLAB #2	N/A	
301	BAR	WOOD #1	N/A	BASE #1	TRIM #1	DW #1	N/A	DW #1	N/A	CABINETS #1	SLAB #1	N/A	
302	KITCHEN	WOOD #1	N/A	BASE #1	TRIM #1	DW #1	N/A	DW #1	N/A	CABINETS #1	SLAB #1	SLAB #1	
303	LIVING ROOM	WOOD #1	N/A	BASE #1	TRIM #1	DW #1	N/A	DW #1	N/A	CABINETS #1	N/A	N/A	METAL #1 PANELS AT FIREPLACE W/ WOOD MANTEL
401	BEDROOM 4	WOOD #1	N/A	BASE #1	TRIM #1	DW #1	N/A	DW #1	N/A	CABINETS #1	N/A	N/A	
402	LAUNDRY	WOOD #1	N/A	BASE #1	TRIM #1	DW #1	N/A	DW #1	N/A	CABINETS #1	SLAB #2	N	
501	BEDROOM 5	WOOD #1	N/A	BASE #1	TRIM #1	DW #1	N/A	DW #1	N/A	CABINETS #1	N/A	N/A	
502	BATH 2	TILE #1	TILE #2	BASE #1	TRIM #1	DW #1	TILE #3	DW #1	TILE #3	CABINETS #1	SLAB #2	SLAB #2	
601	LOFT	WOOD #1	N/A	BASE #1	TRIM #1	DW #1	N/A	DW #1	N/A	CABINETS #1	N/A	N/A	

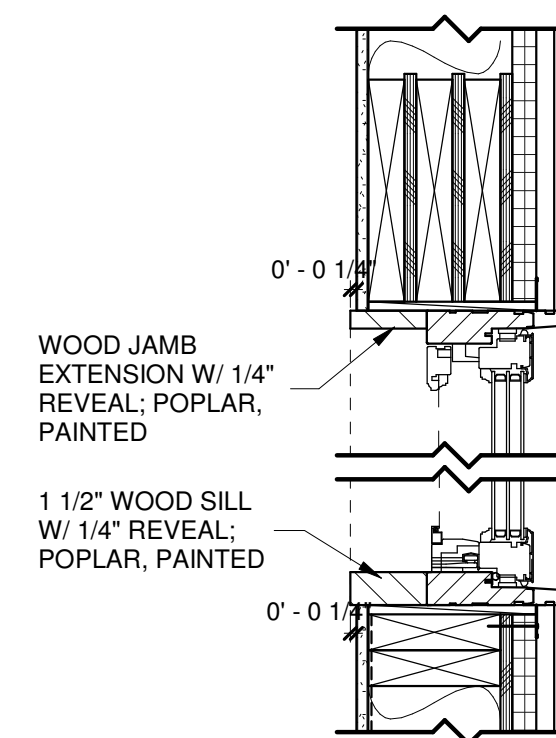
FLOORING / TILE:		BASE / TRIM:		CABINETRY:		COUNTERTOP / TUB DECK:	
WOOD #1:	8" WHITE OAK; RUSTED GRADE	BASE #1:	1X8 POPLAR; PAINTED	CABINETRY #1:	WHITE OAK; FLAT PANEL, FULL OVERLAY	SLAB #1:	QUARTZITE; SILVER MACAUBAS, HONED 3CM EASED EDGE
CONCRETE #1:	CONCRETE MATTE SEALER	TRIM #1:	WINDOW- EXTENDED JAMB; PAINTED (NO TRIM) 1 1/2" WOOD SILL; PAINTED PROVIDE 1/4" REVEAL DOOR- EXTENDED JAMB; PAINTED (NO TRIM) PROVIDE 1/4" REVEAL			SLAB #2:	ARIZONA TILE; DELLA TERRA QUARTZ, EVEREST, 3CM
TILE:	TILE #1: DECORATIVE MATERIAL; ARTISTIC TILE, 12"X24", T.B.D. TILE #2: DECORATIVE MATERIAL; ARTISTIC TILE, 8"X8", T.B.D. TILE #3: DECORATIVE MATERIAL; ARTISTIC TILE, 2"X8", T.B.D.						
EXTERIOR DECKING:							
DRYWALL:		METAL FINISH :		STONE WALL FINISH:		WALL COVERING FINISH:	
DW #1:	LEVEL 4; PAINTED (TYP.)	METAL #1:	METAL PANELING T.B.D.	STONE #1:	2" VENEER	COVER #1:	X



1 WOOD BASEBOARD DETAIL
 3" = 1'-0"



2 INTERIOR DOOR JAMB DETAIL
 3" = 1'-0"



3 WINDOW TRIM DETAIL
 1 1/2" = 1'-0"

PREBLE RESIDENCE - UNIT 513-514

747 W PACIFIC AVE UNIT 513 & 514
 TELLURIDE, CO 81435

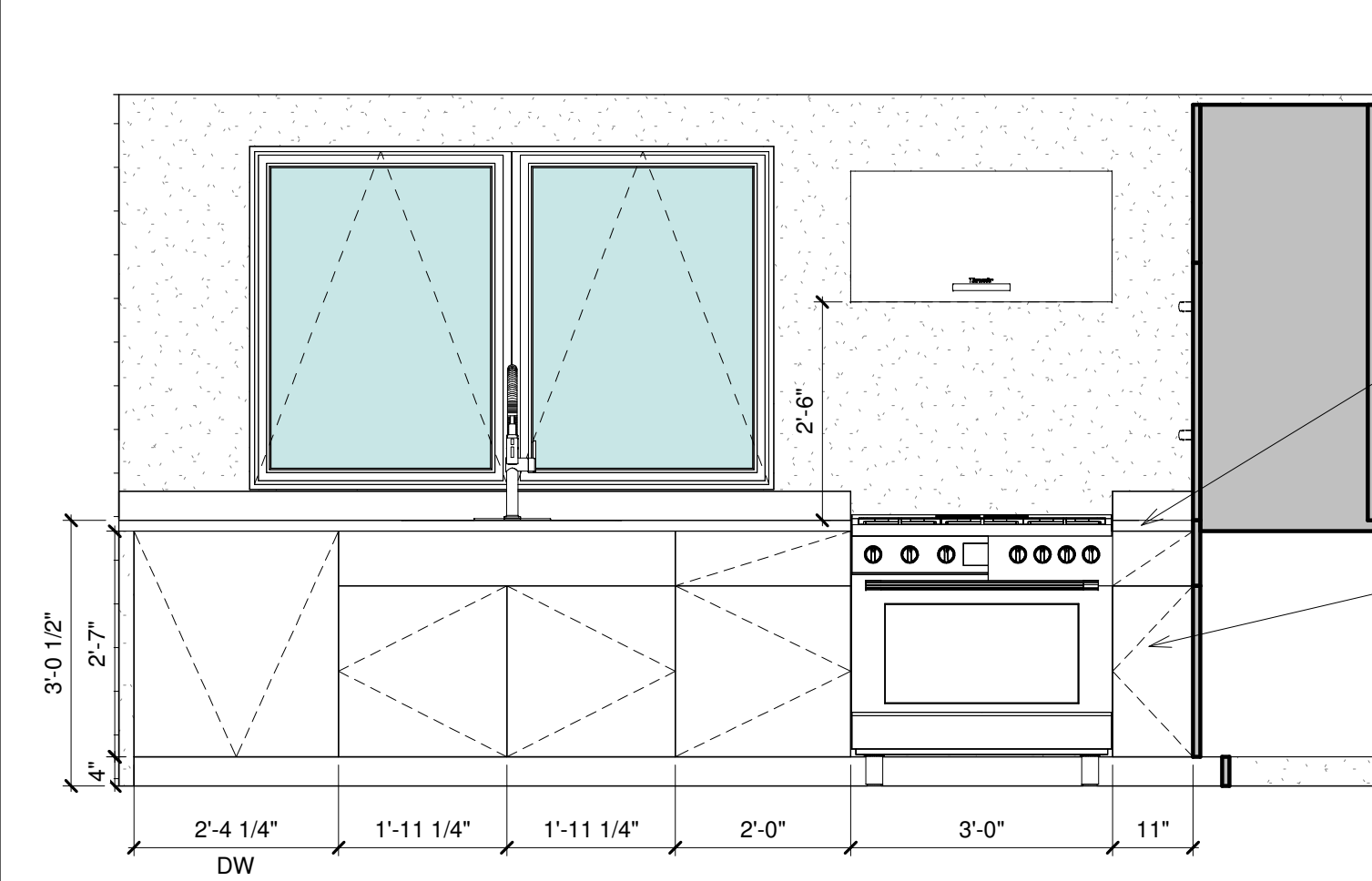
FINISH SCHEDULE

SHEET NUMBER

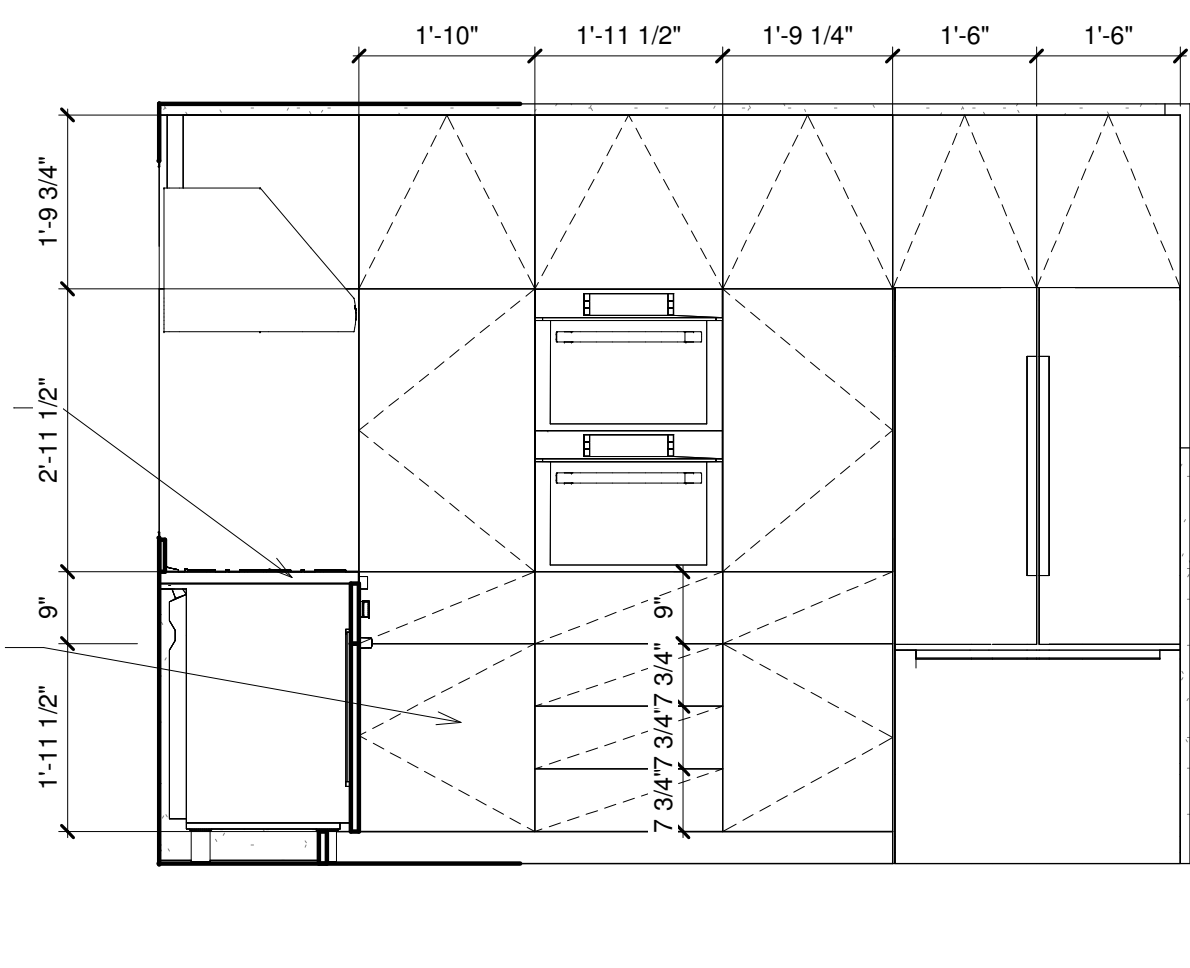


A8.3

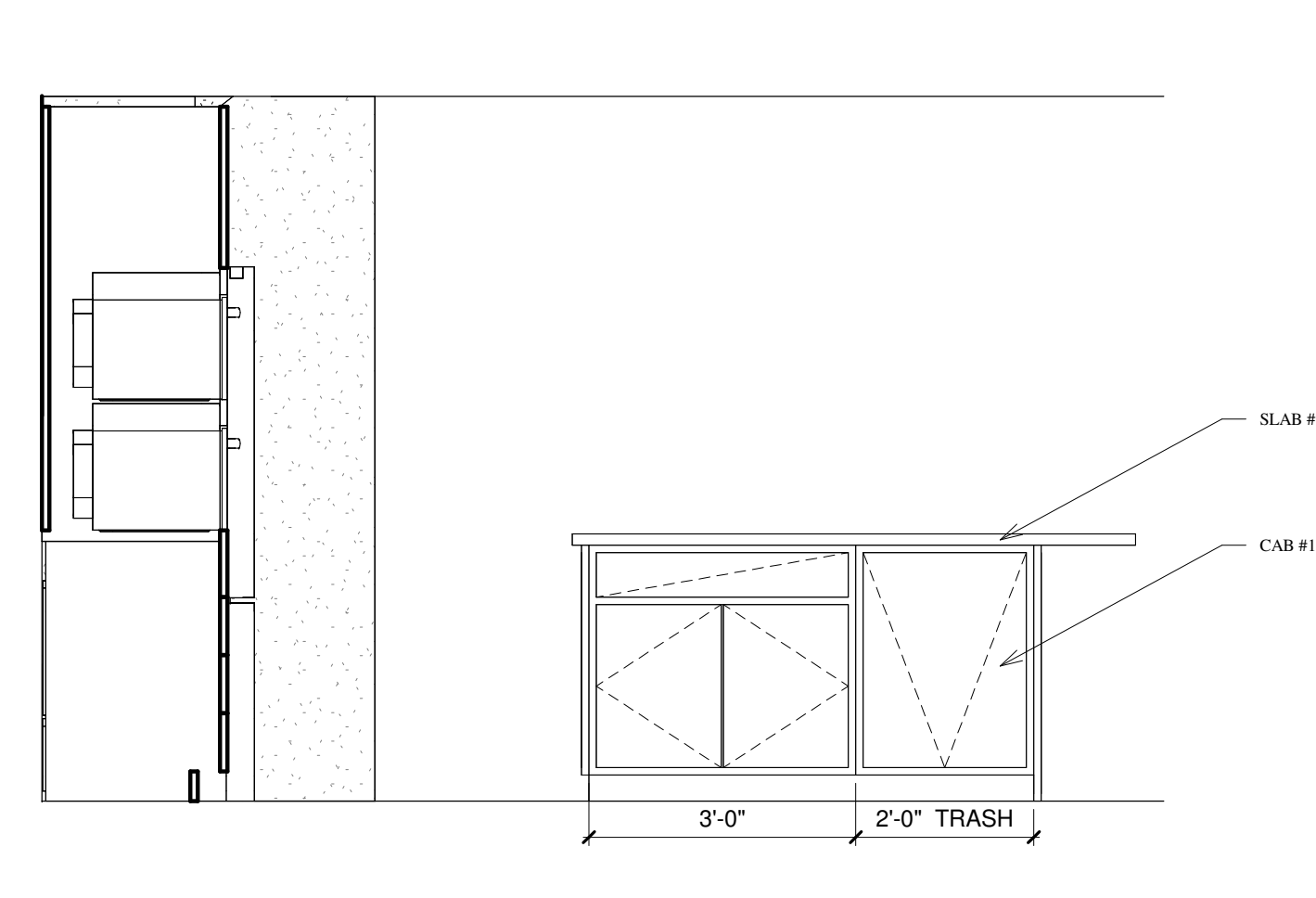
3/11/2025 6:23:24 PM



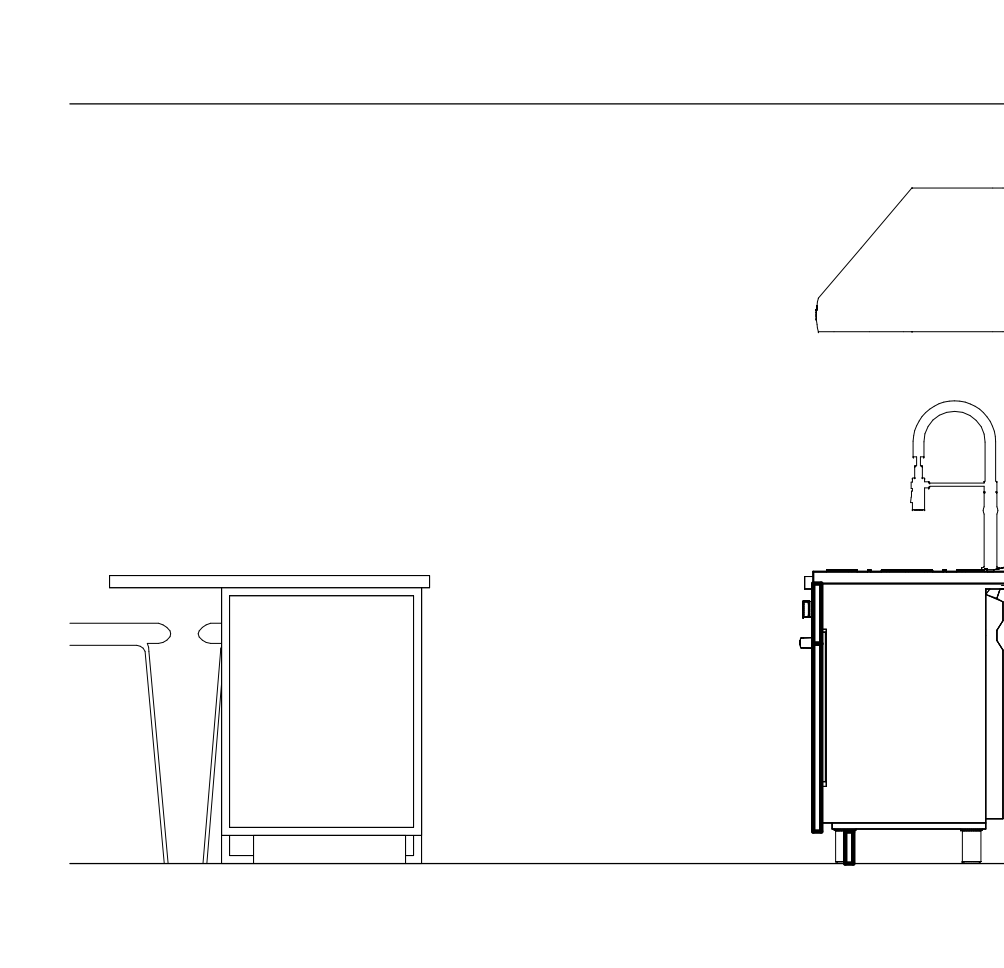
② KITCHEN 101 NORTH
 1/2" = 1'-0"



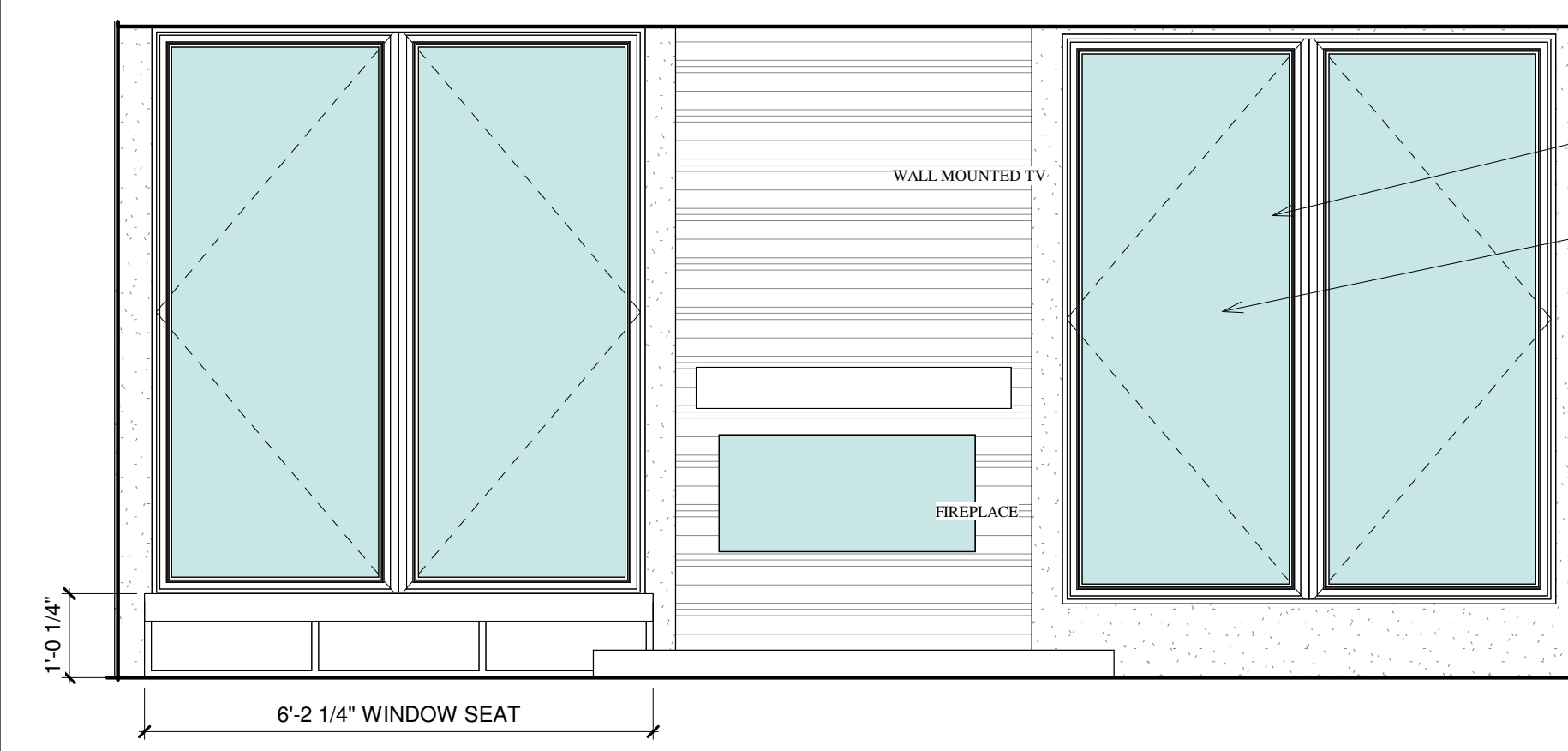
③ KITCHEN 101 EAST
 1/2" = 1'-0"



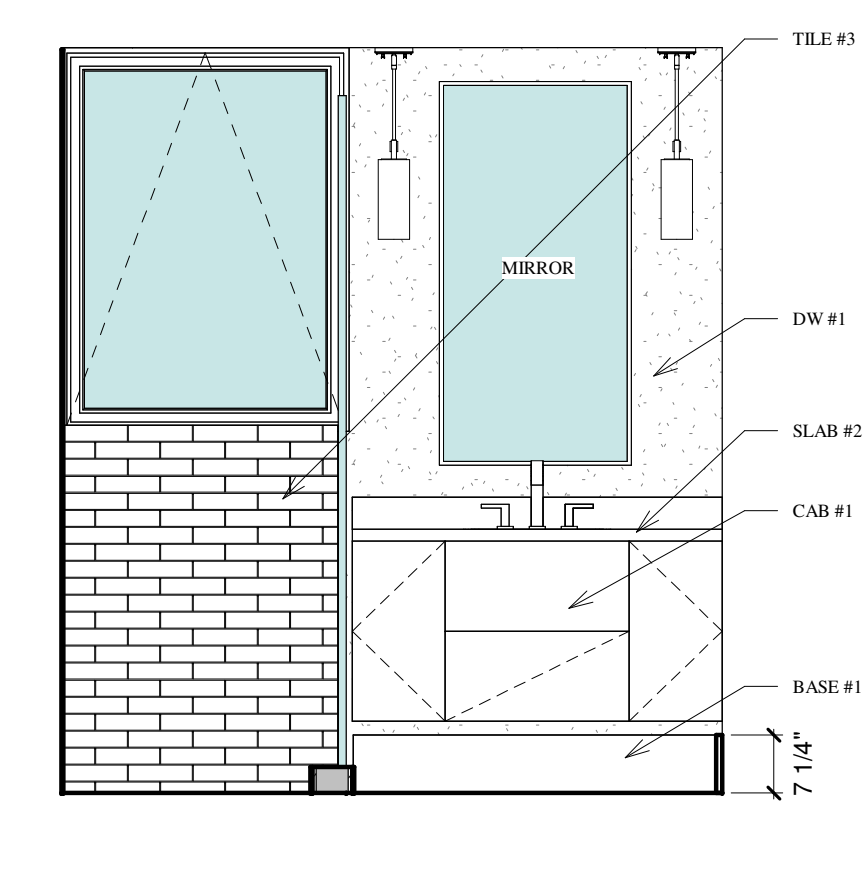
④ KITCHEN 101 SOUTH
 1/2" = 1'-0"



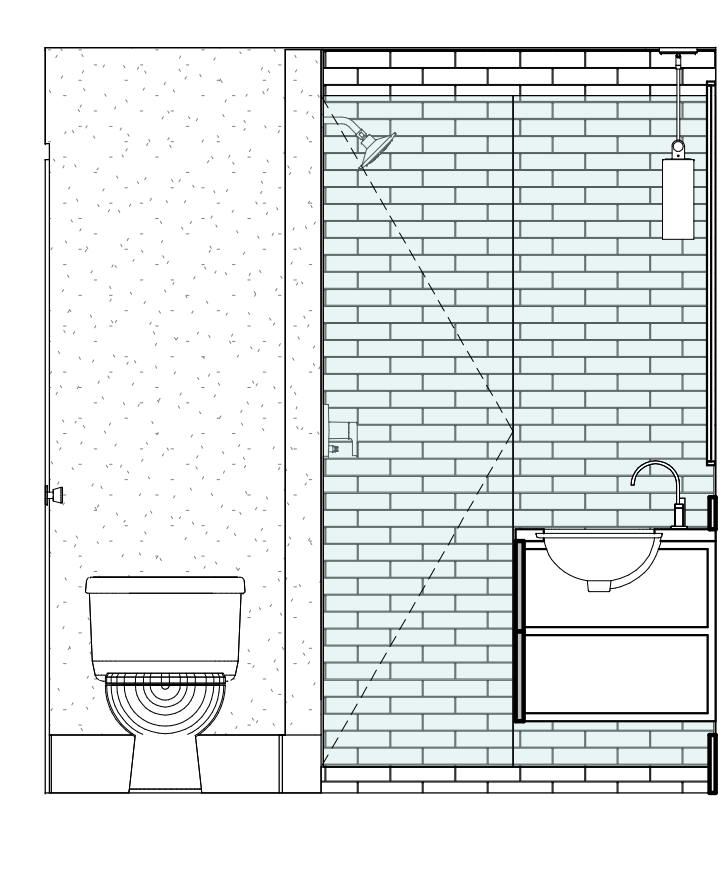
⑤ KITCHEN 101 WEST
 1/2" = 1'-0"



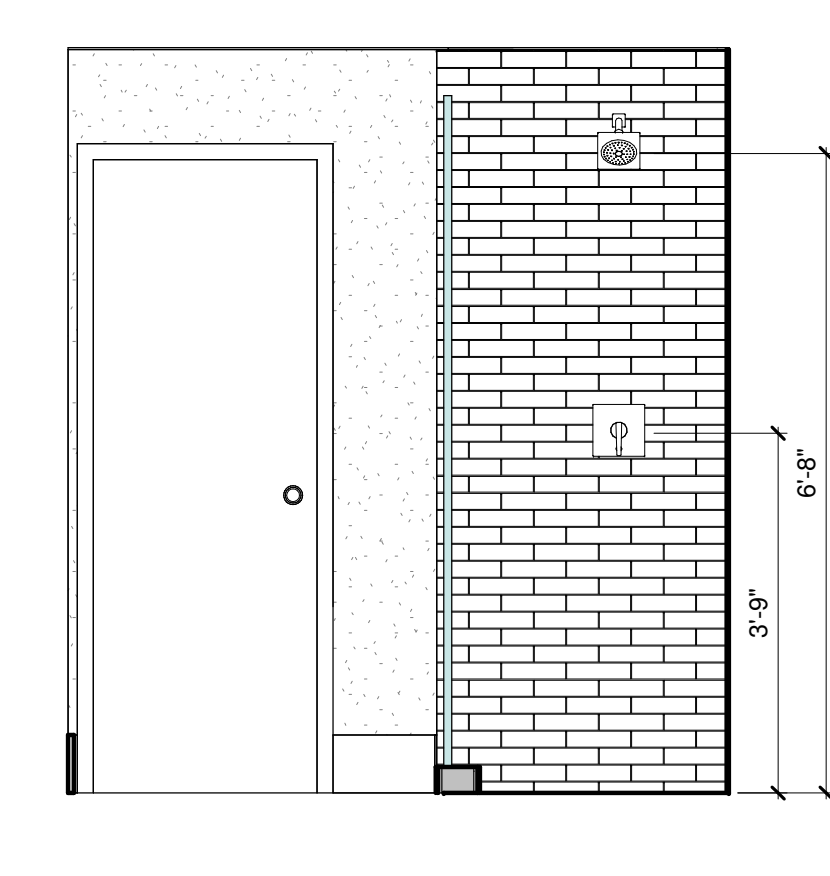
① LIVING ROOM 102
 1/2" = 1'-0"



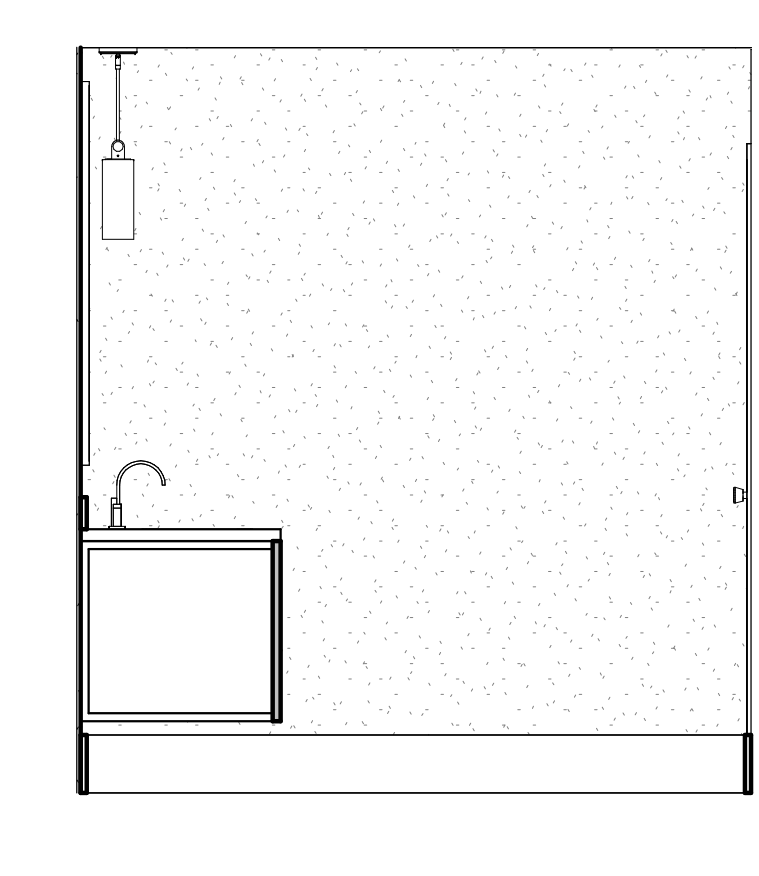
⑥ BATH - 002 NORTH
 1/2" = 1'-0"



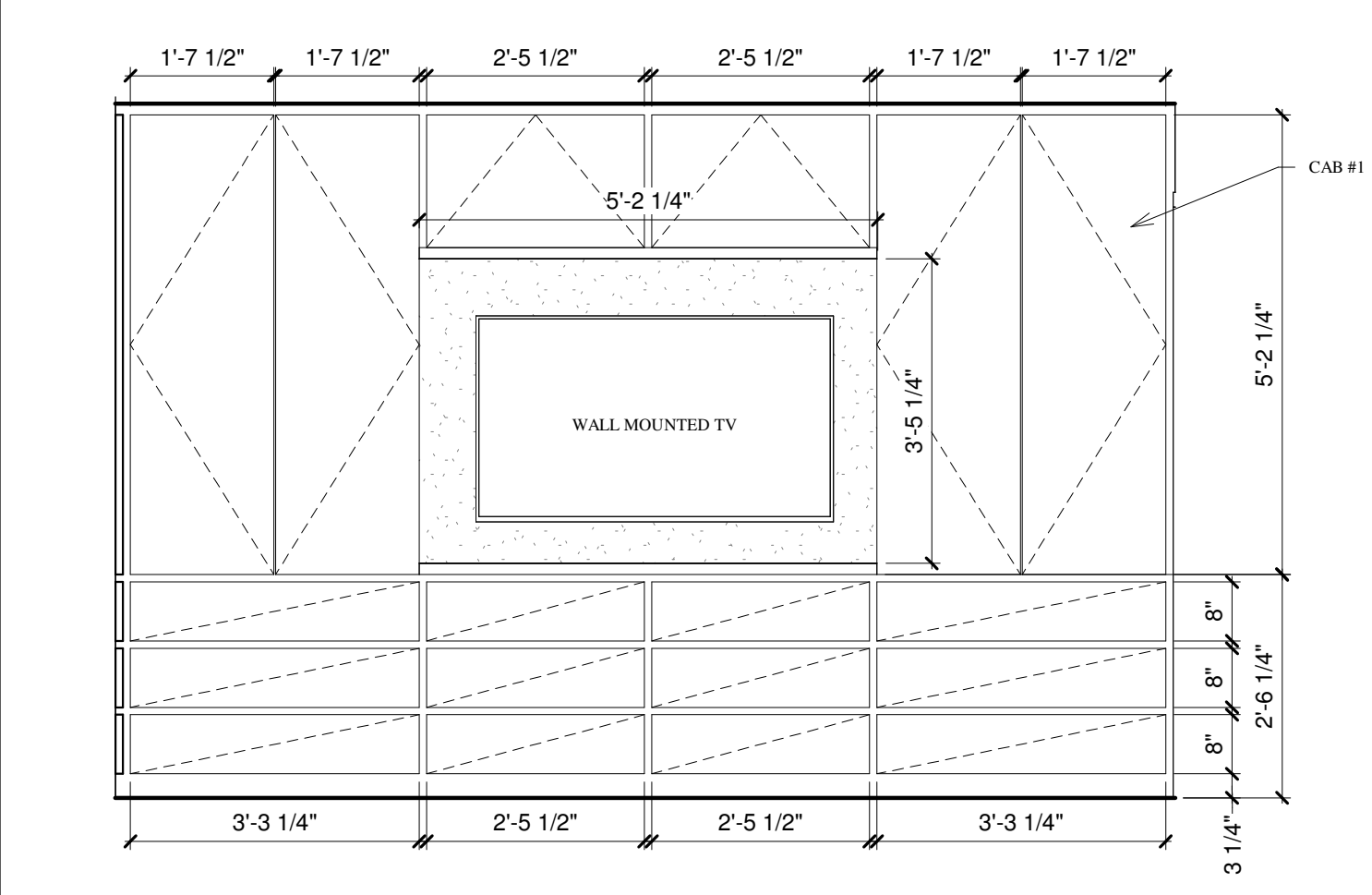
⑦ BATH - 002 WEST
 1/2" = 1'-0"



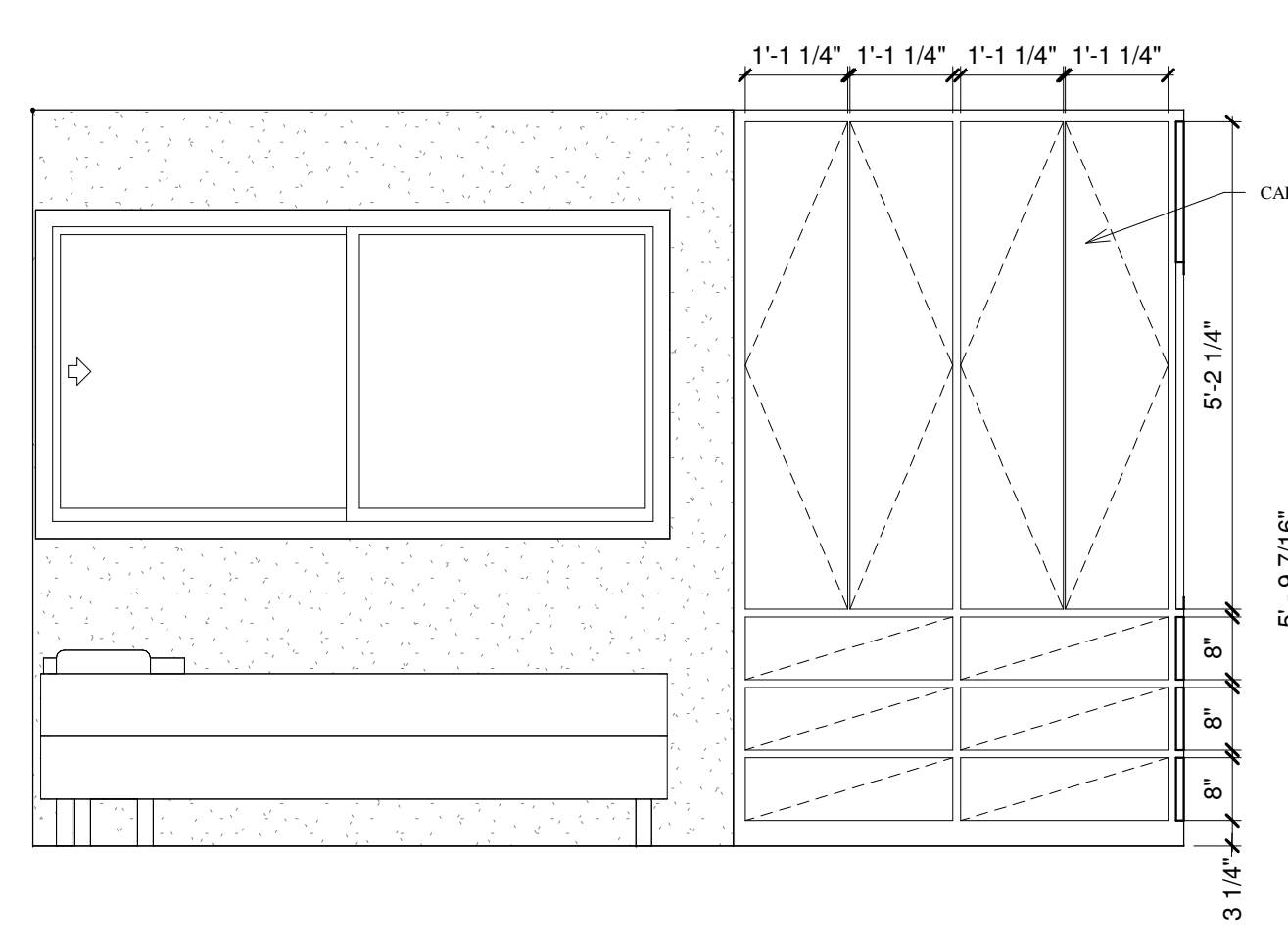
⑧ BATH - 002 SOUTH
 1/2" = 1'-0"



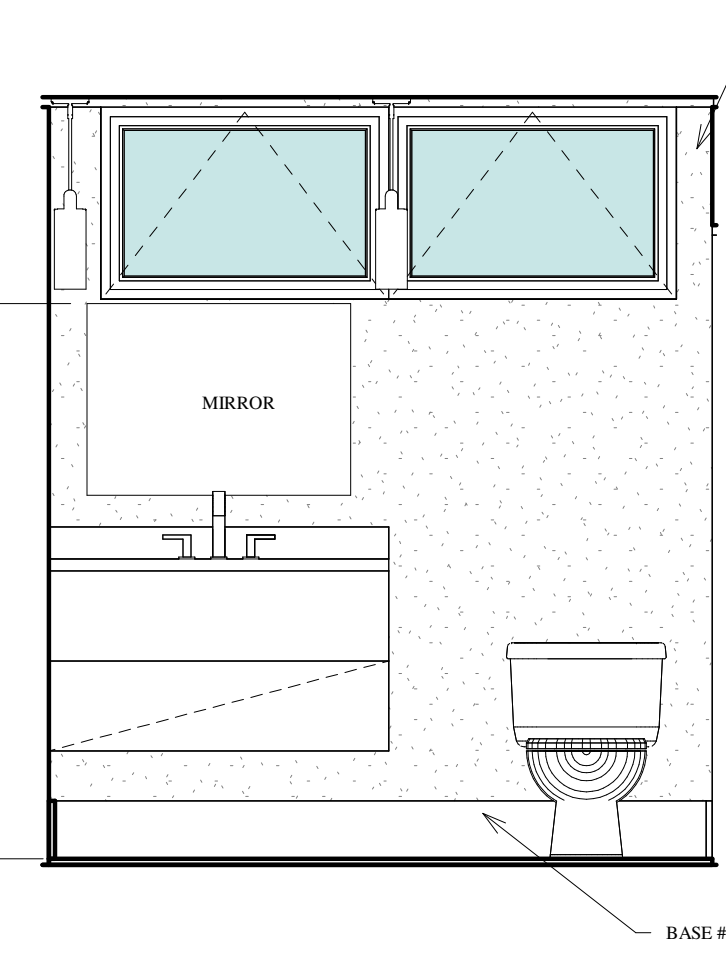
⑨ BATH - 002 EAST
 1/2" = 1'-0"



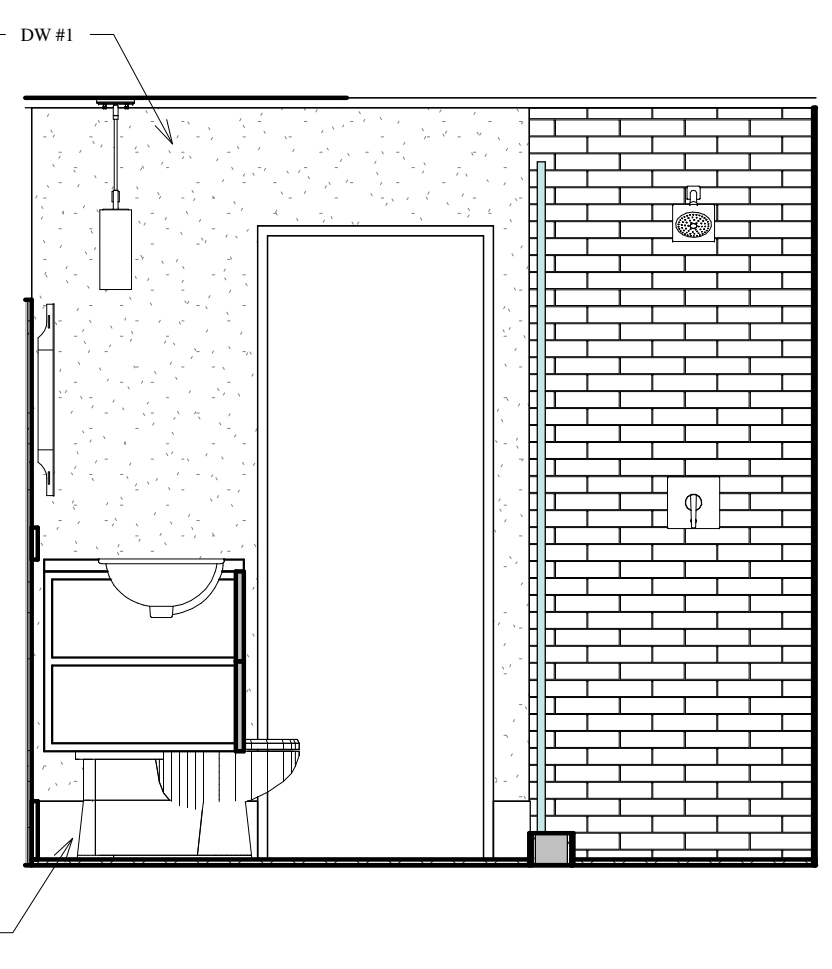
⑩ BEDROOM 3 - 001
 1/2" = 1'-0"




⑪ BEDROOM 3 - 001 EAST
 1/2" = 1'-0"



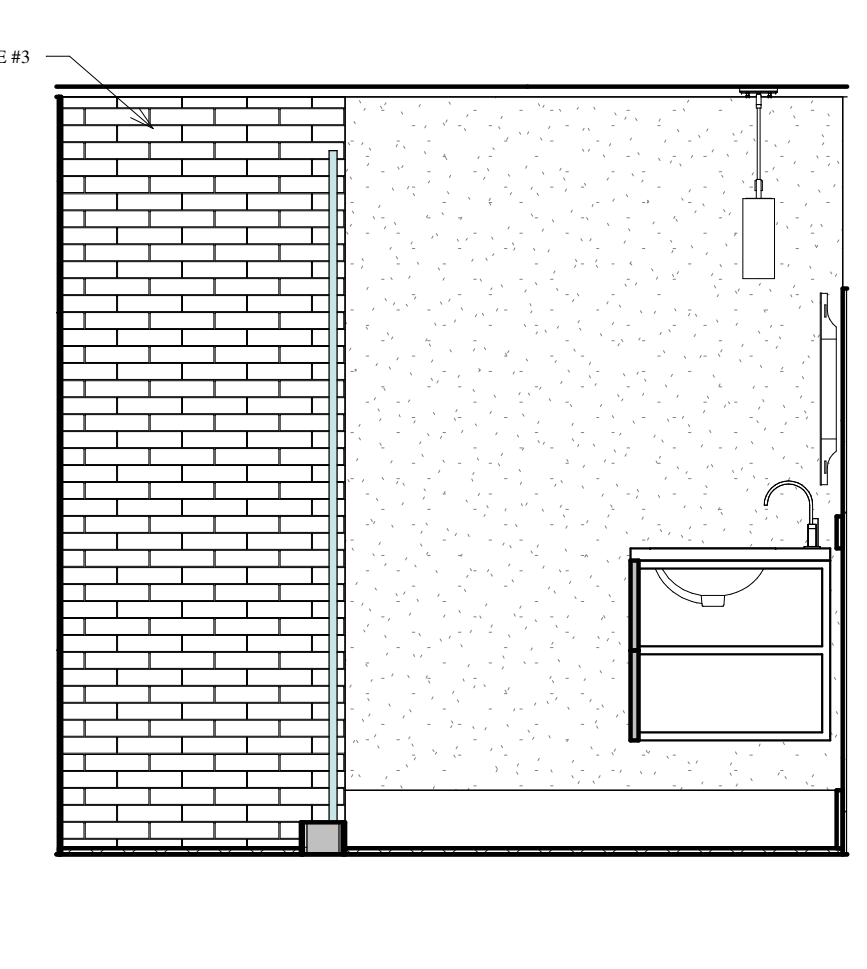
⑫ BATH 1 - 104 WEST
 1/2" = 1'-0"



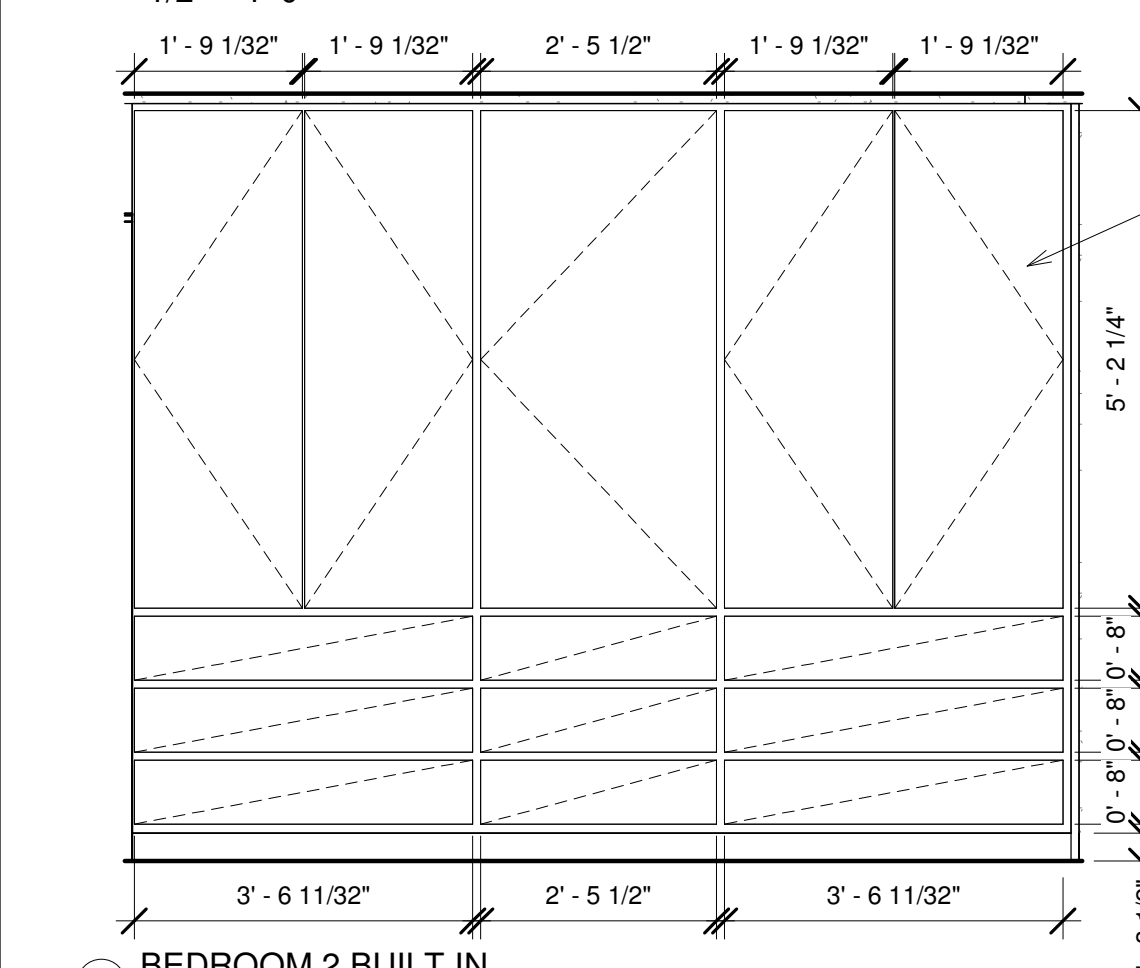
⑬ BATH 1 - 104 NORTH
 1/2" = 1'-0"



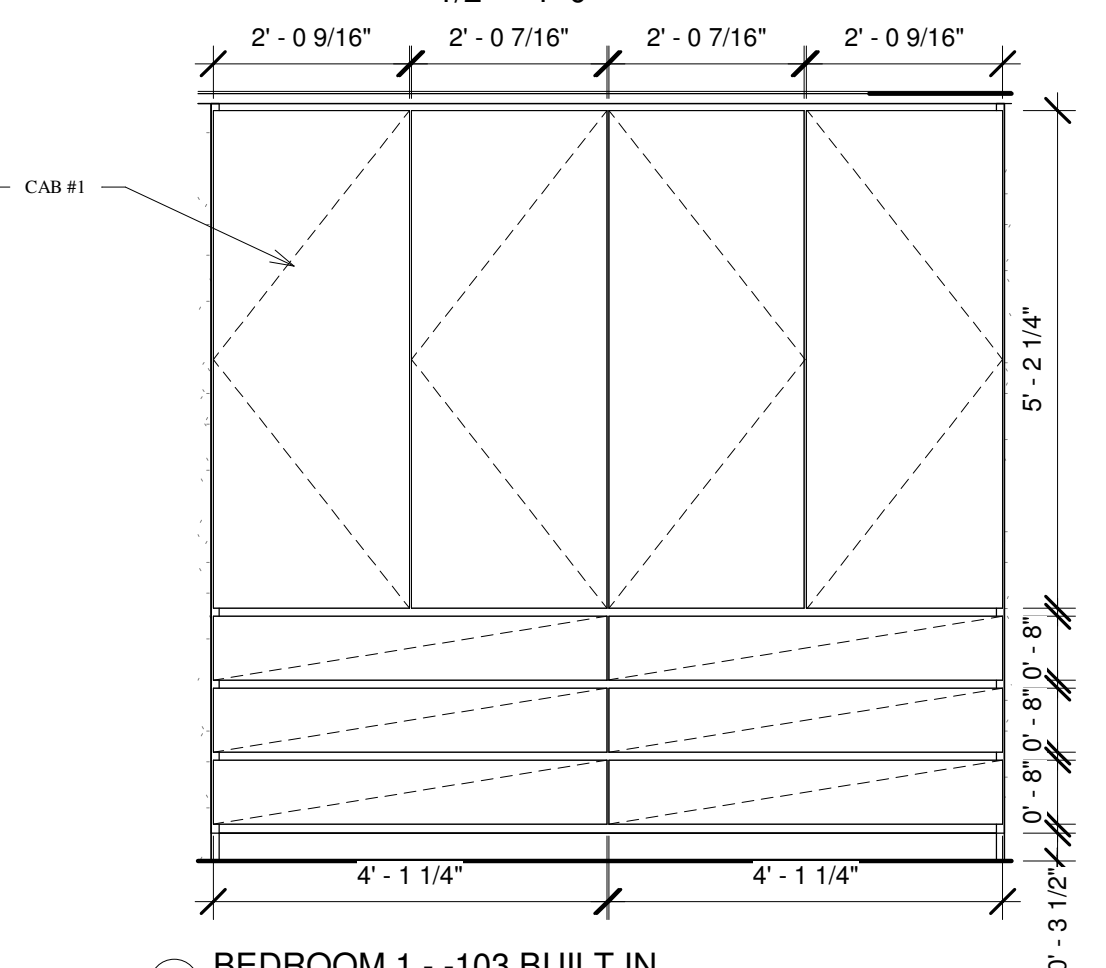
⑭ BATH 1 - 104 EAST
 1/2" = 1'-0"



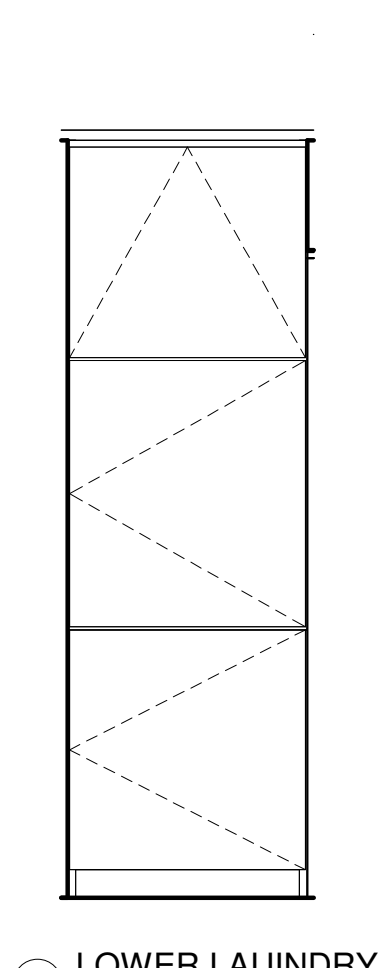
⑮ BATH 1 - 104 SOUTH
 1/2" = 1'-0"



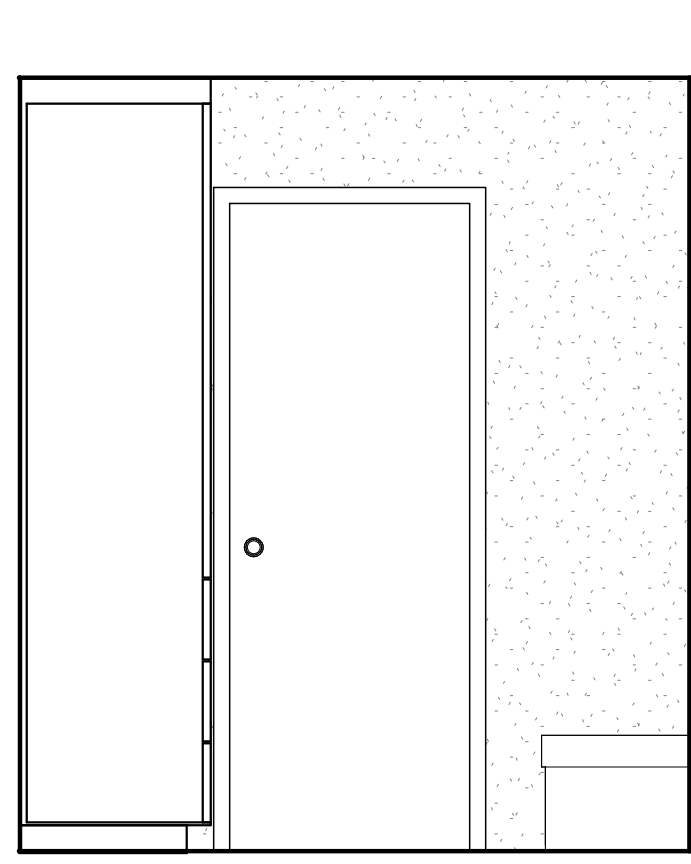
⑯ BEDROOM 2 BUILT IN
 1/2" = 1'-0"



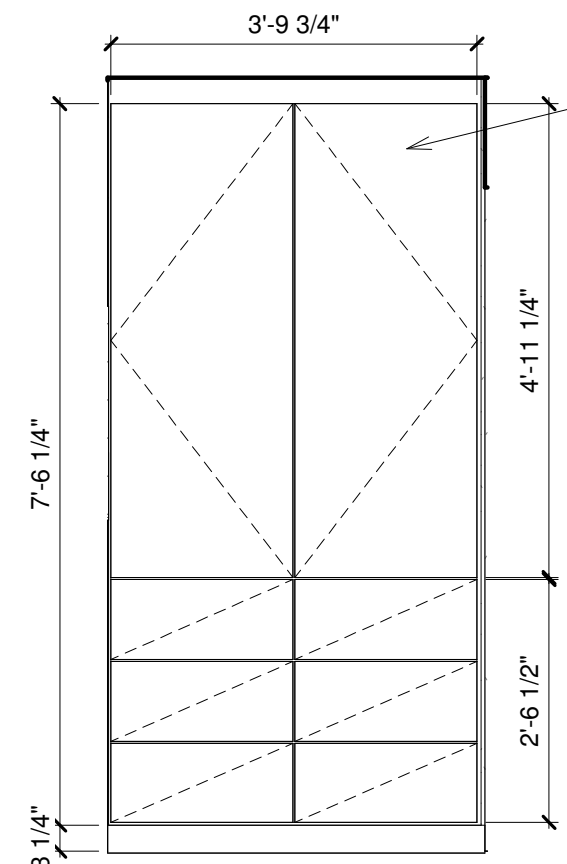
⑰ BEDROOM 1 - 103 BUILT IN
 1/2" = 1'-0"



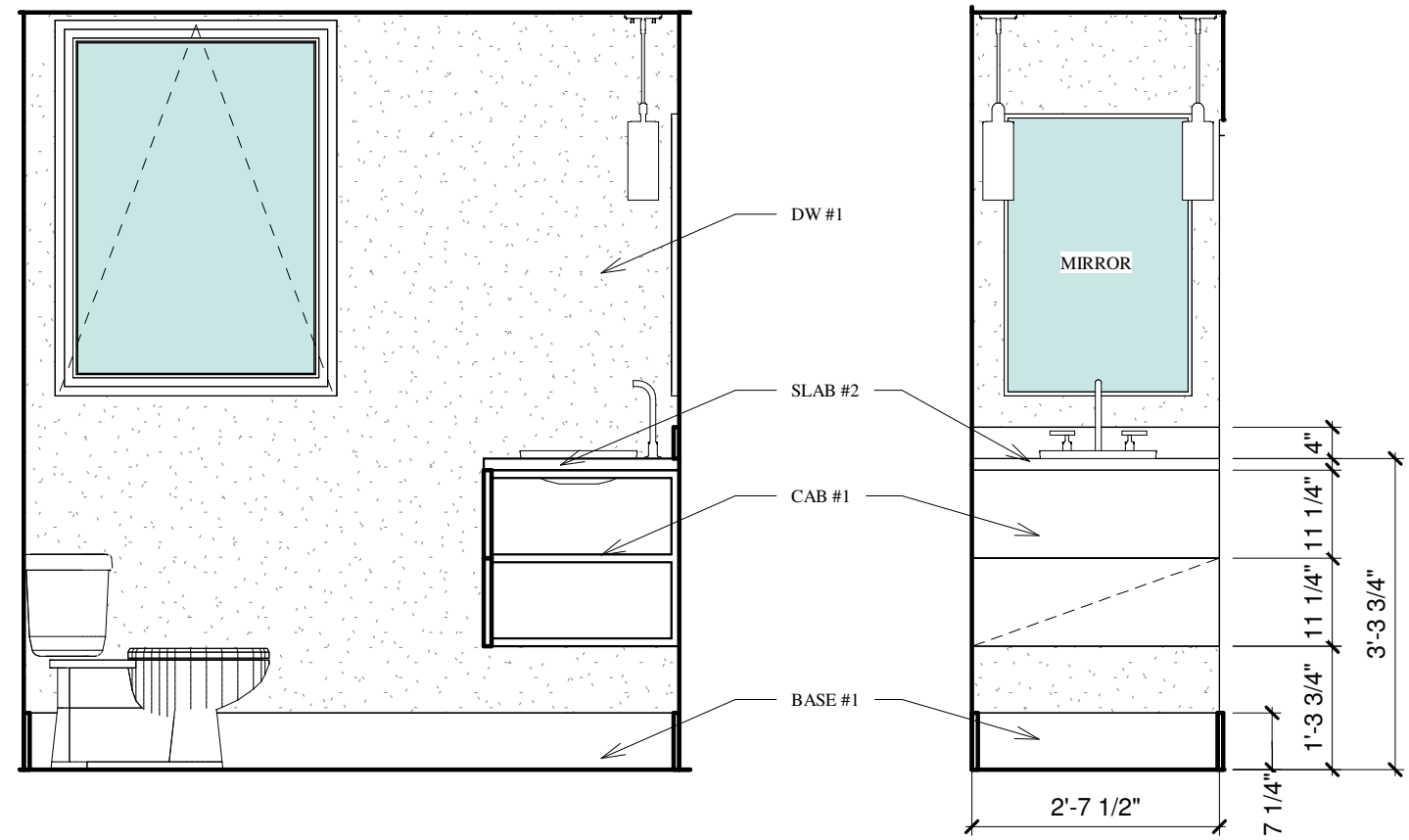
⑱ LOWER LAUNDRY
 1/2" = 1'-0"



1 LAUNDRY 202 NORTH
1/2" = 1'-0"

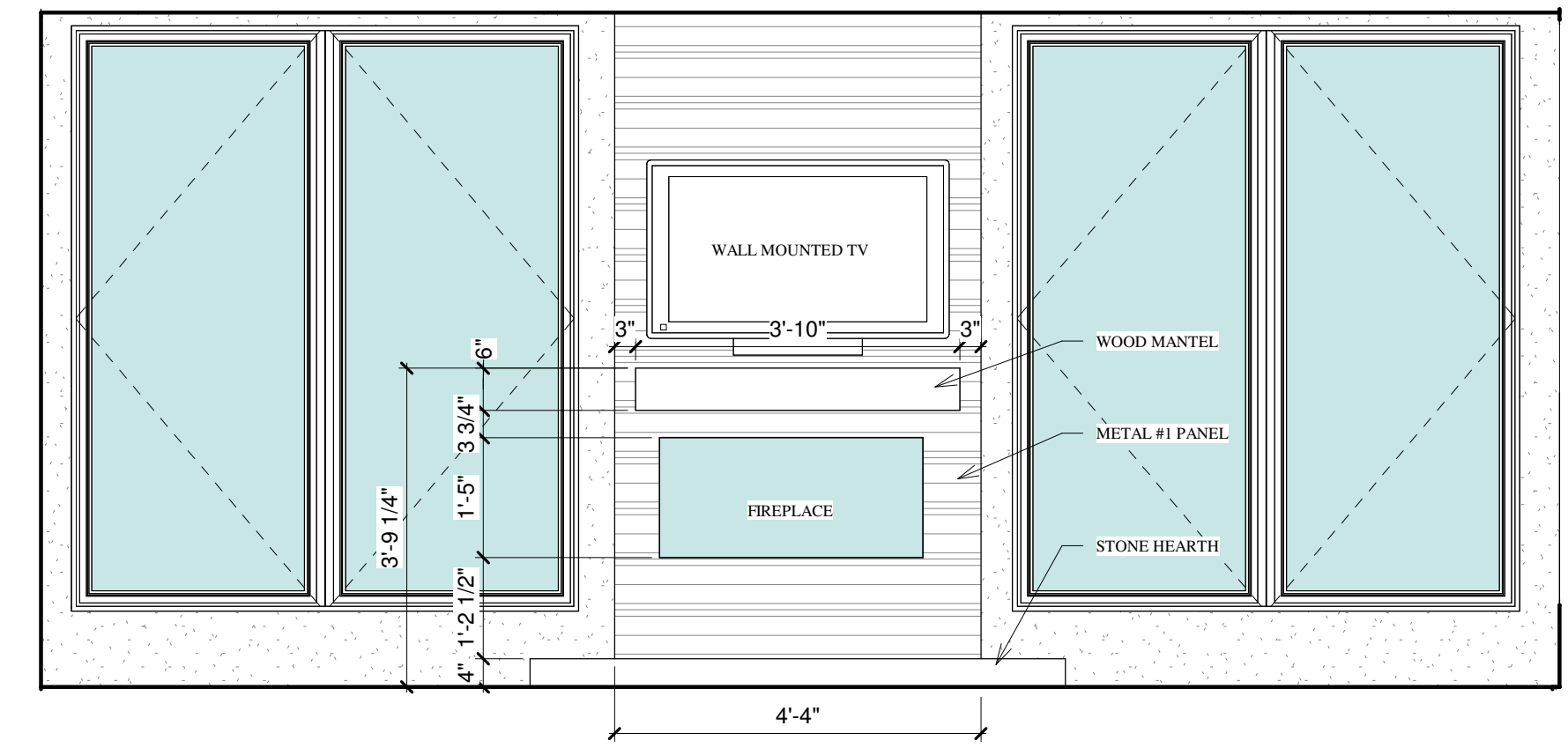


2 LAUNDRY 202 WEST
1/2" = 1'-0"

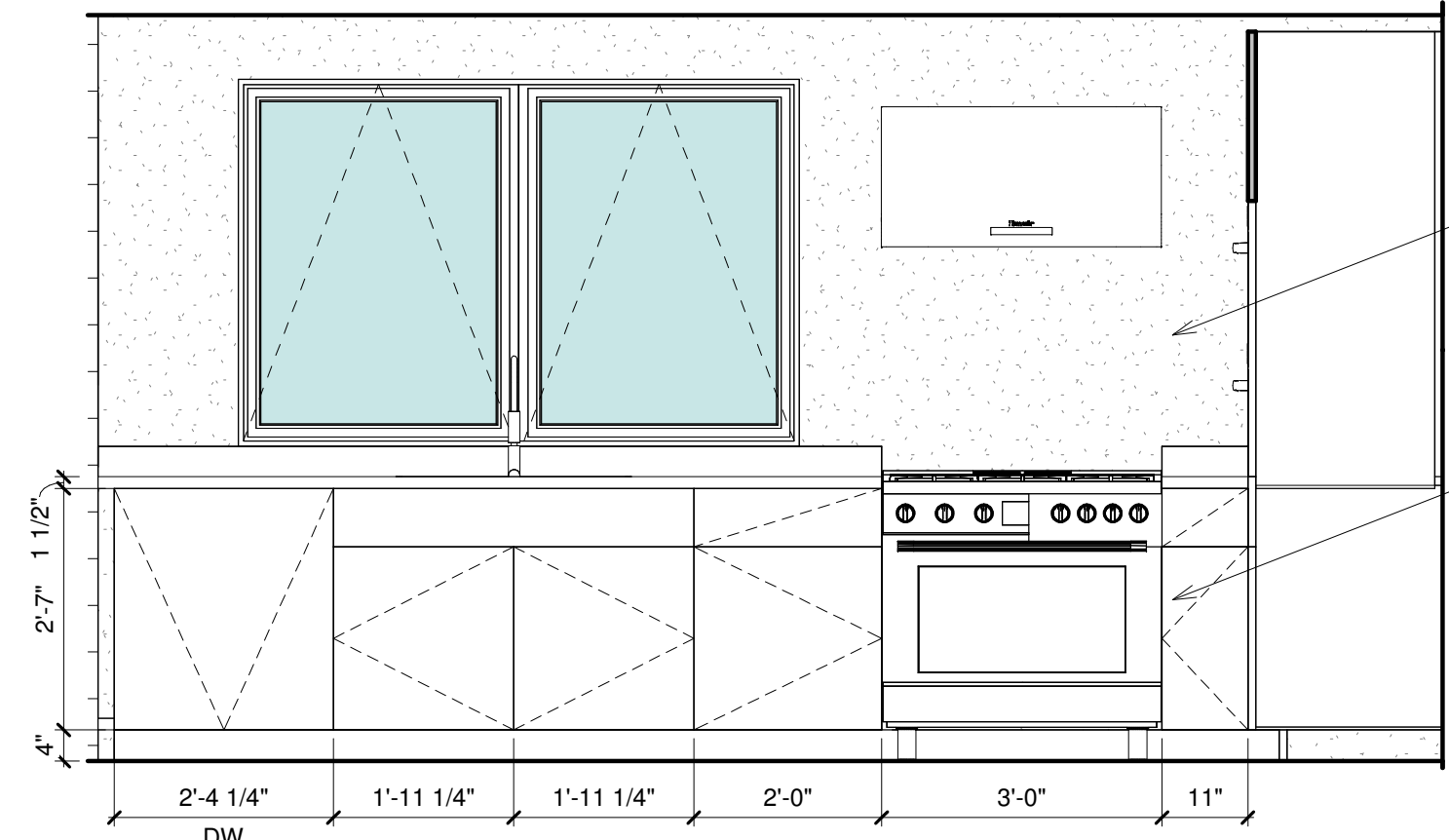


3 POWDER 201 NORTH
1/2" = 1'-0"

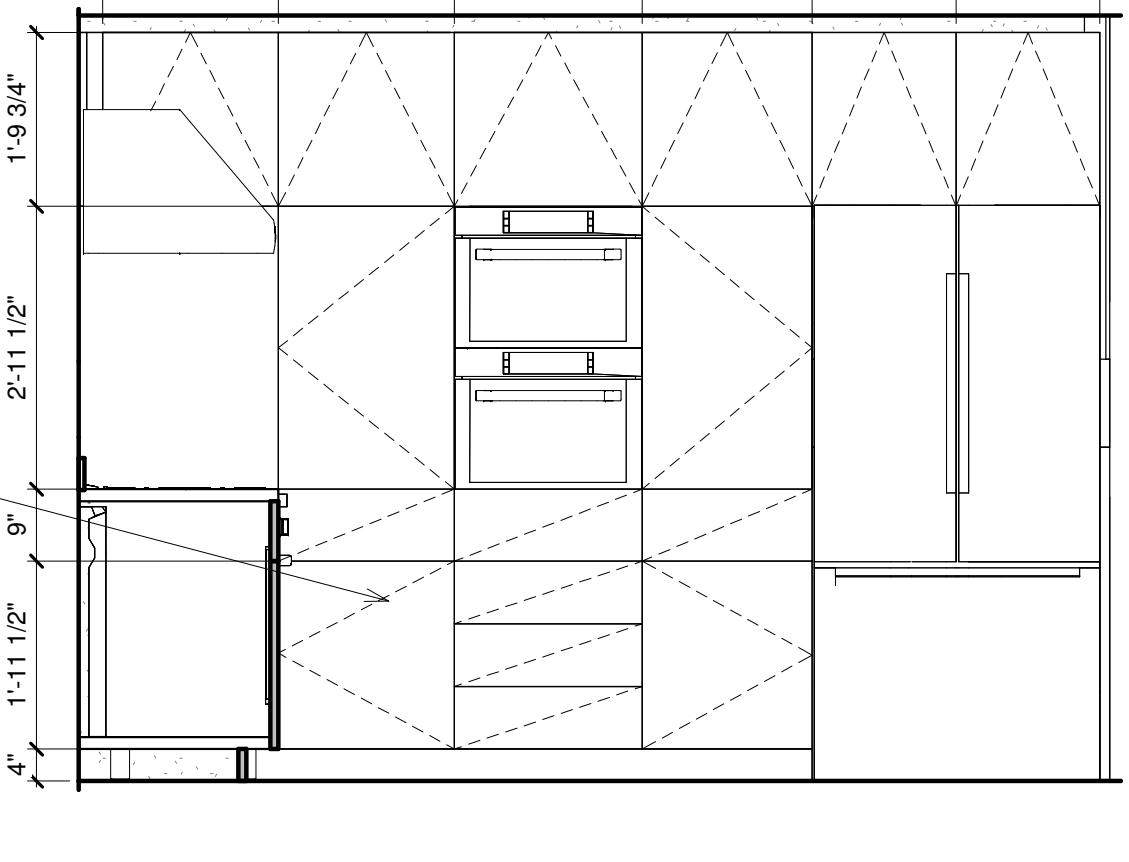
4 POWDER 201 EAST
1/2" = 1'-0"



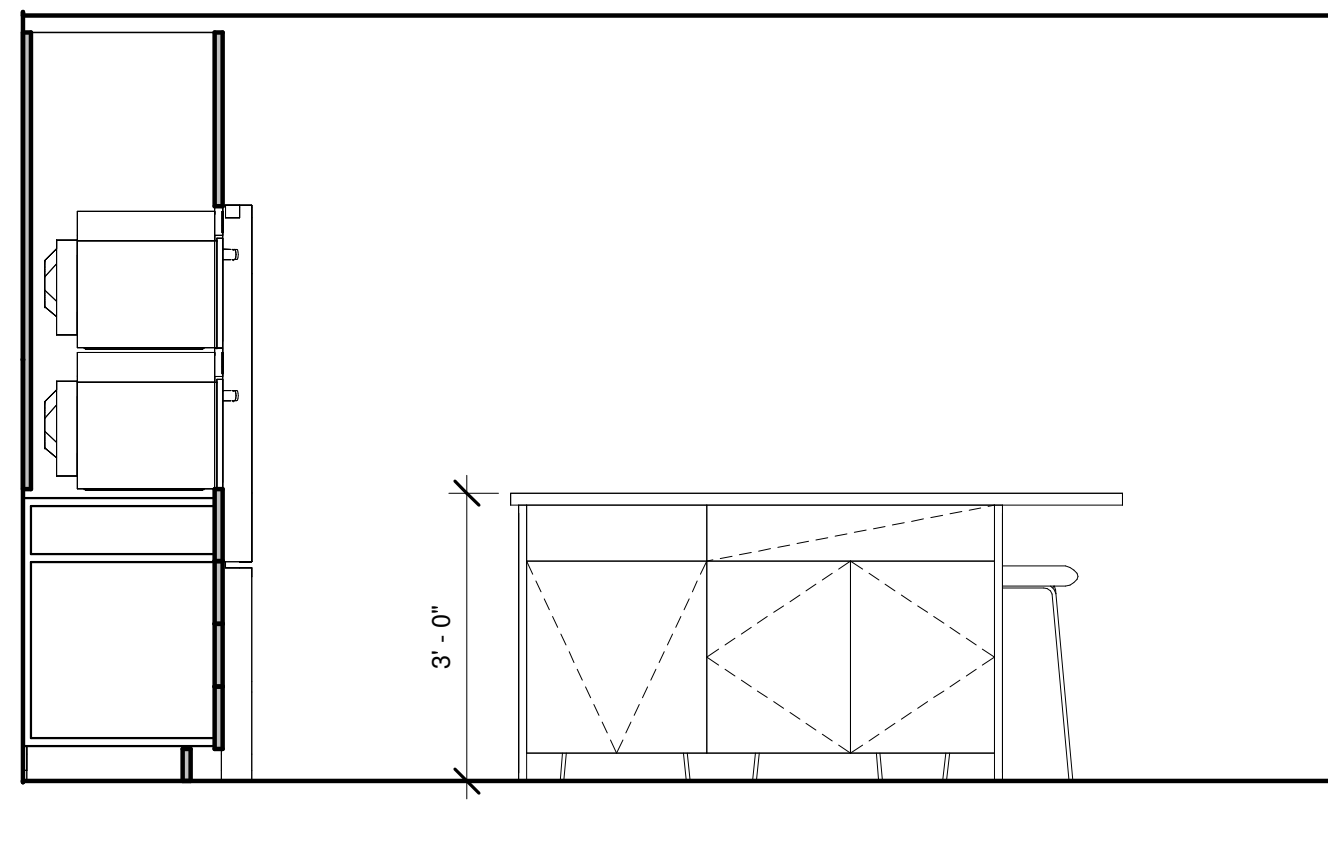
6 LIVING 303
1/2" = 1'-0"



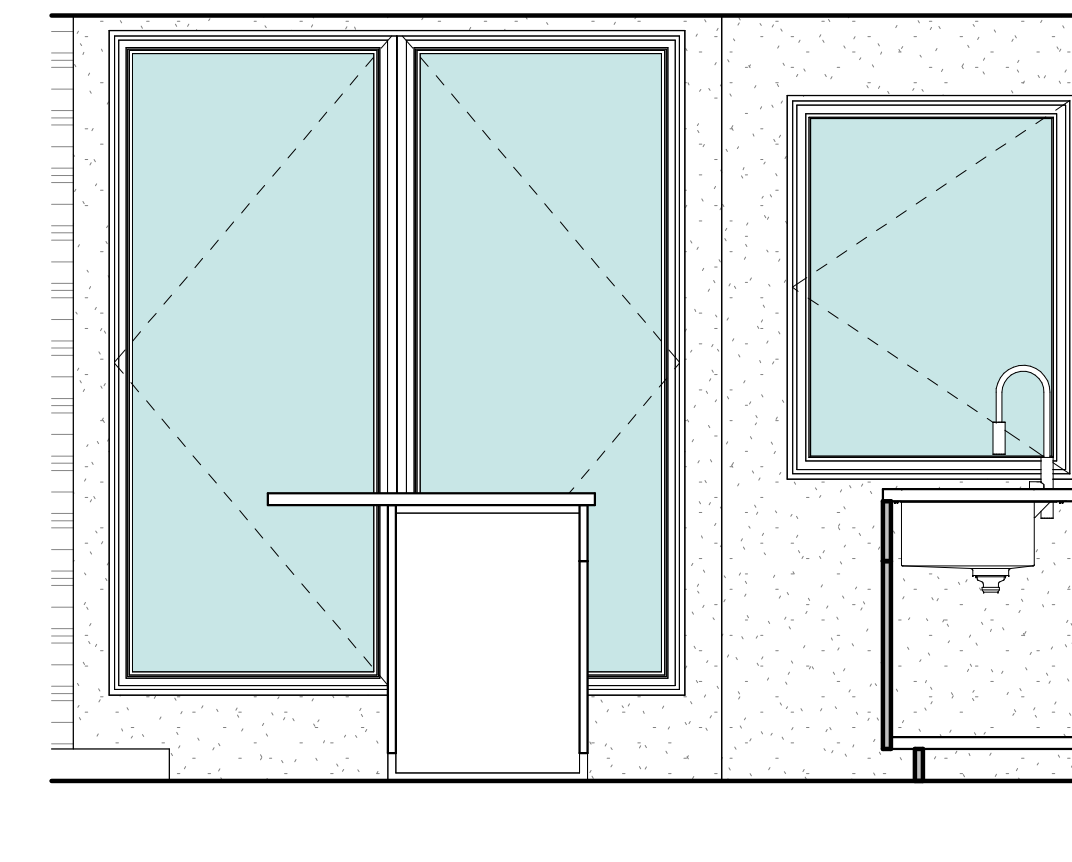
7 KITCHEN 302 NORTH
1/2" = 1'-0"



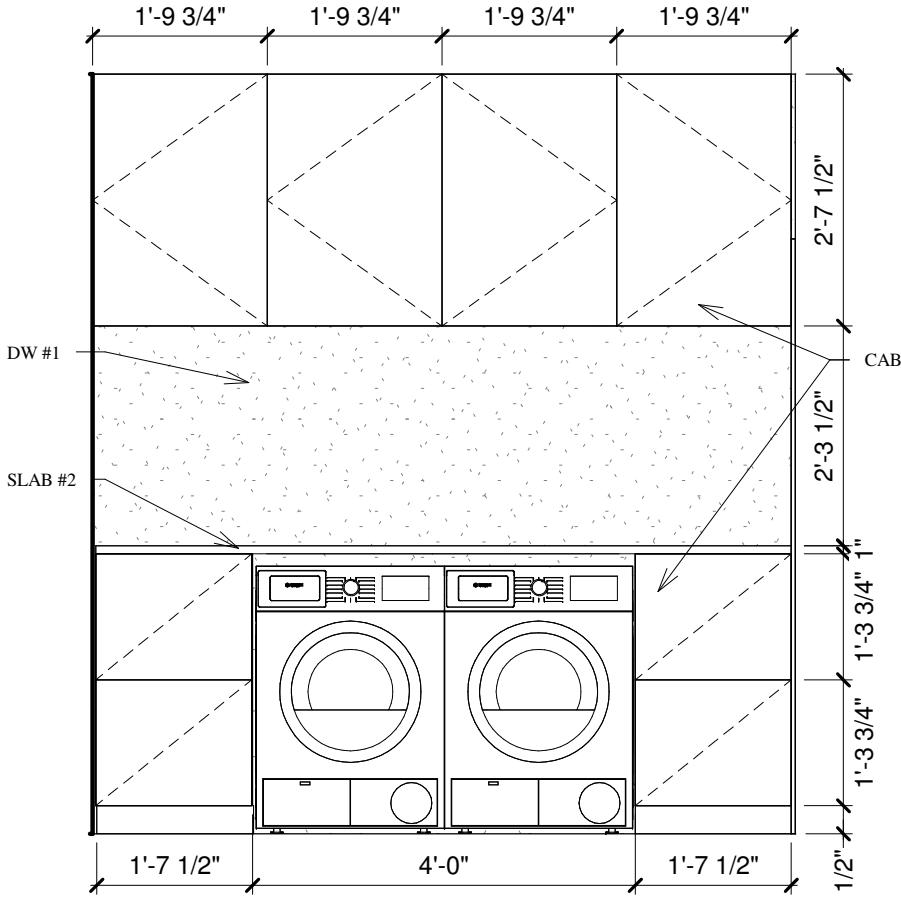
8 KITCHEN 302 EAST
1/2" = 1'-0"



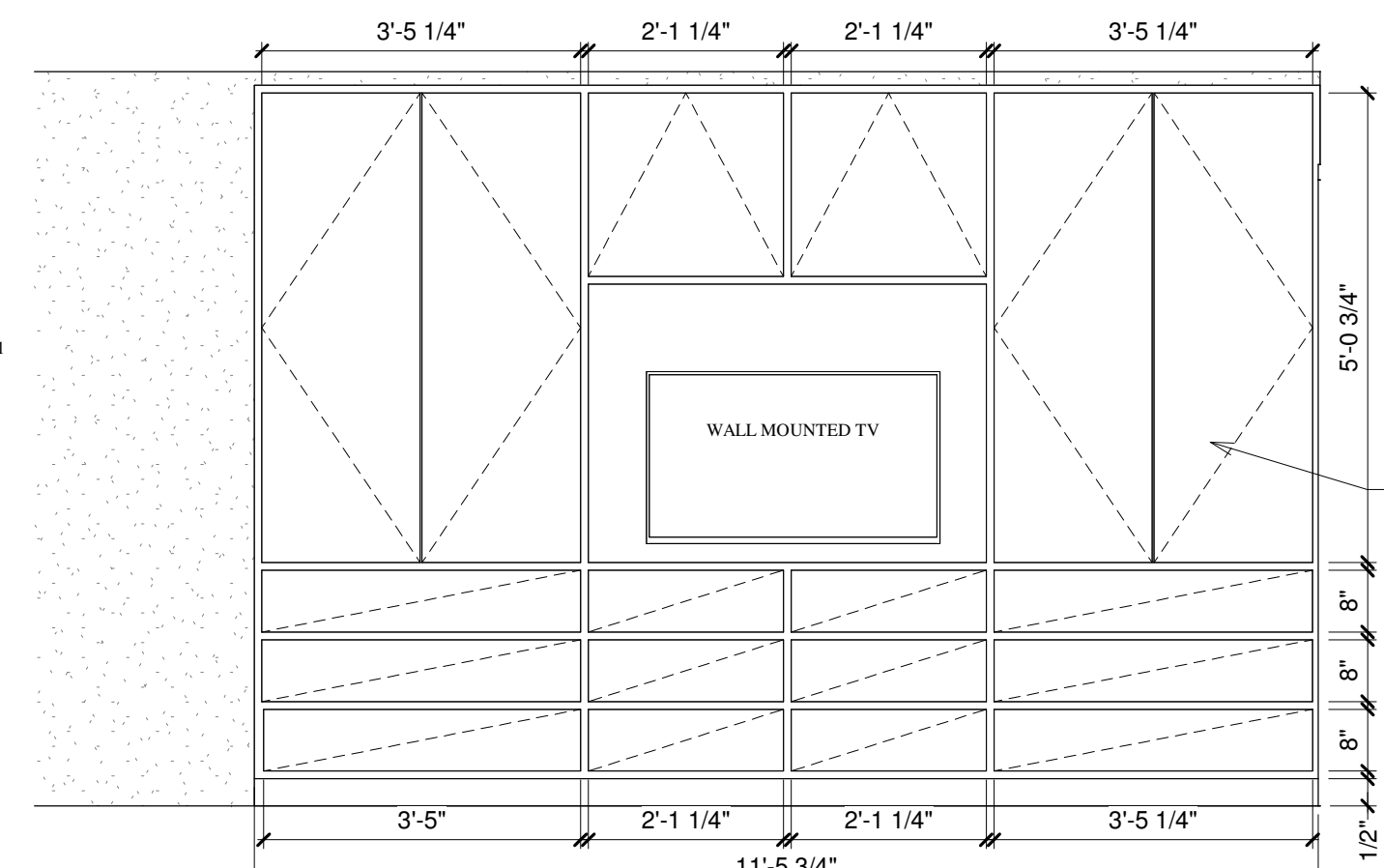
9 KITCHEN 302 SOUTH
1/2" = 1'-0"



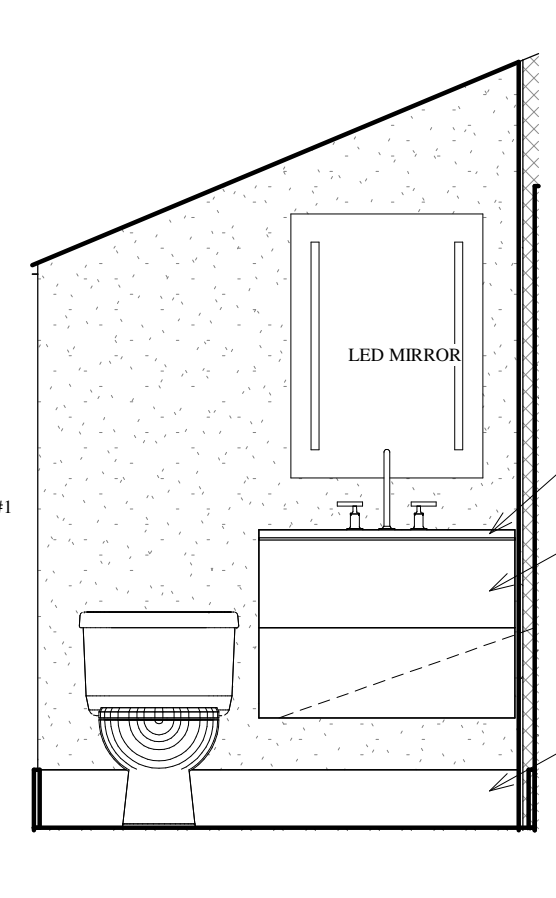
10 KITCHEN 302 WEST
1/2" = 1'-0"



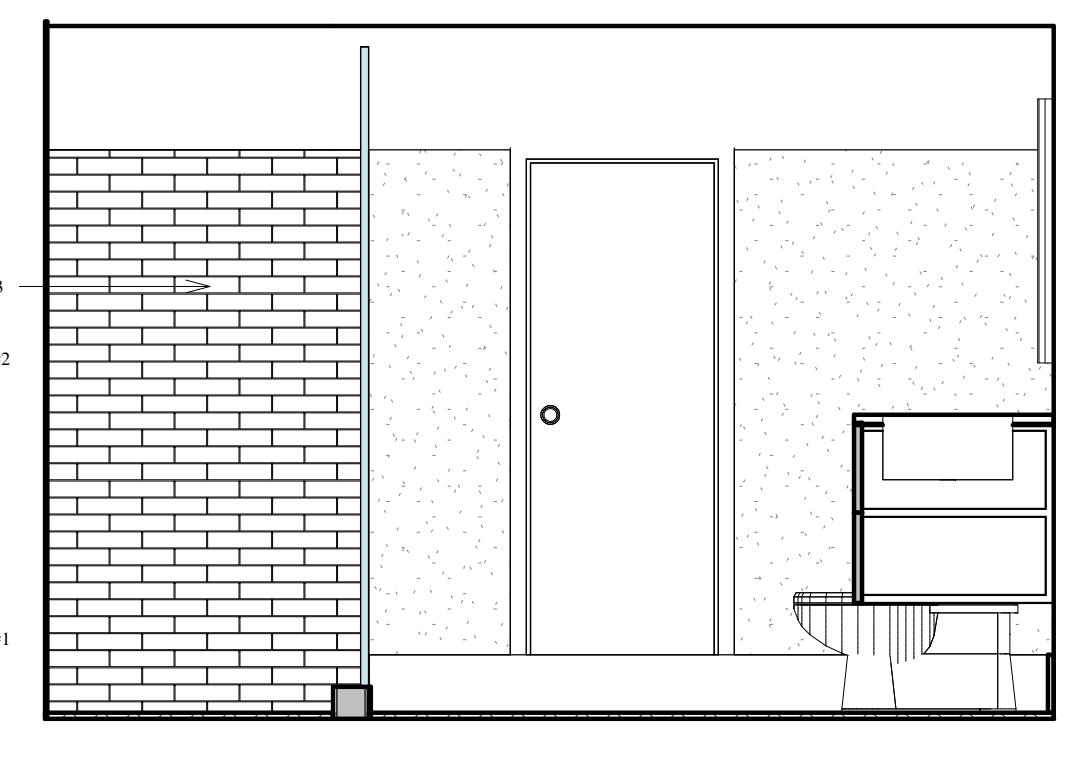
11 LAUNDRY 402
1/2" = 1'-0"



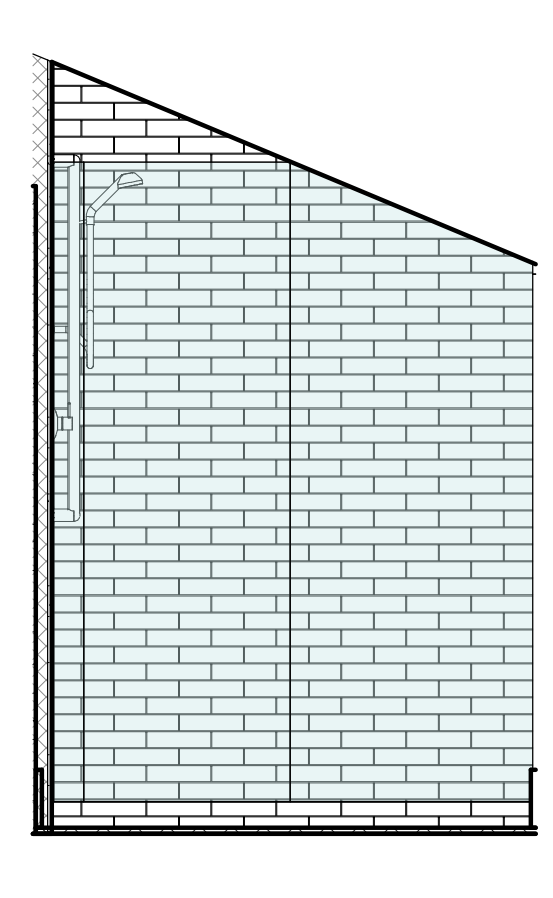
12 BEDROOM 4 - 401
1/2" = 1'-0"



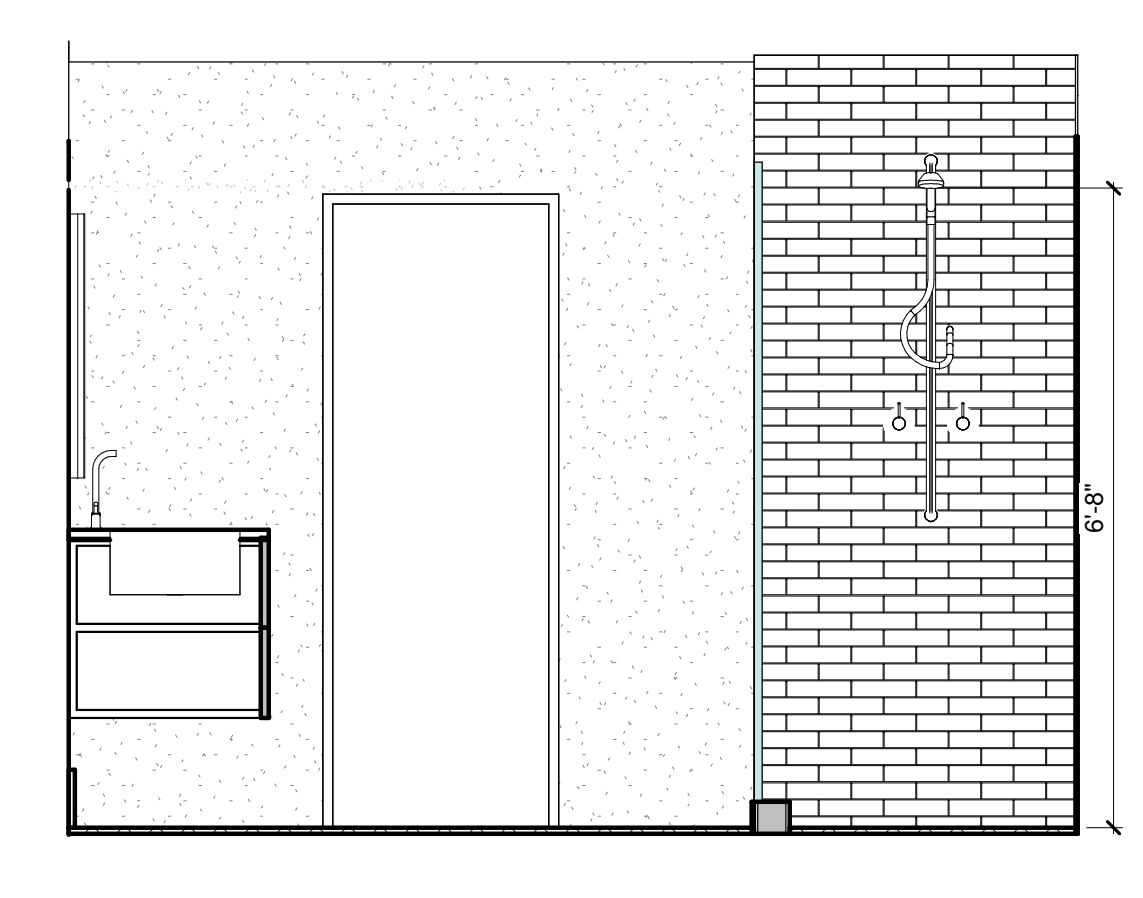
13 BATH 2 - 502 NORTH
1/2" = 1'-0"



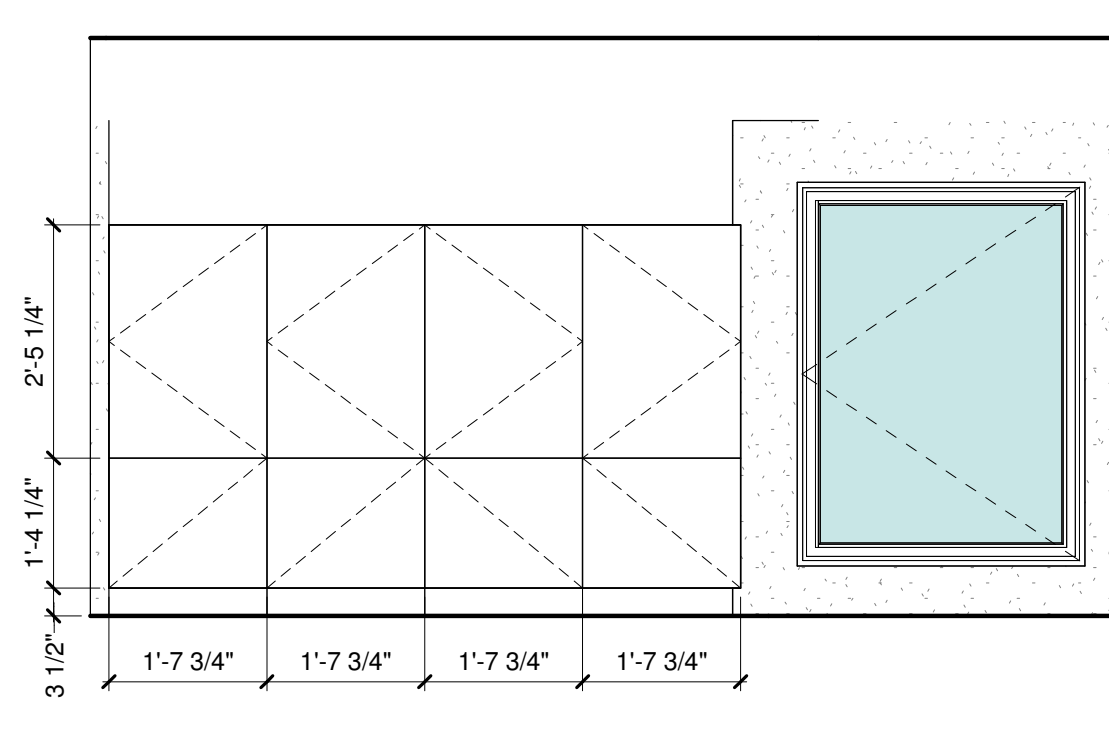
14 BATH 2 - 502 WEST
1/2" = 1'-0"



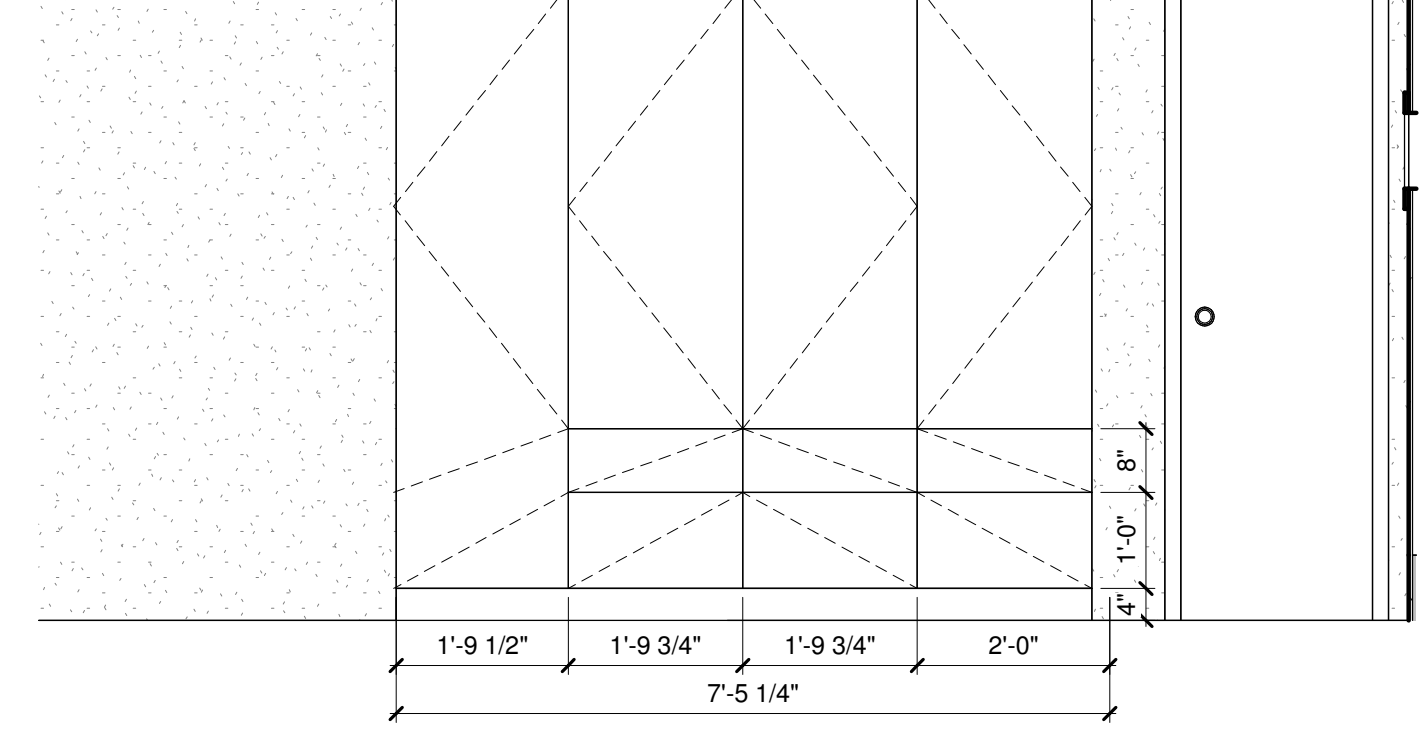
15 BATH 2 - 502 SOUTH
1/2" = 1'-0"



16 BATH 2 - 502 EAST
1/2" = 1'-0"



17 BEDROOM 5 - 501
1/2" = 1'-0"



18 LOFT - 601
1/2" = 1'-0"